
prompt*toolkit* Documentation

Release 1.0.15

Jonathan Slenders

Jul 27, 2017

1	Two use cases: prompts versus full screen terminal applications	3
2	Installation	5
3	Getting started	7
4	Thanks to:	9
5	Table of contents	11
5.1	Gallery	11
5.1.1	Ptpython, a Python REPL	11
5.1.2	Pyvim, a Vim clone	13
5.1.3	Pymux, a terminal multiplexer (like tmux) in Python	14
5.2	Building prompts	14
5.2.1	Hello world	14
5.2.2	Syntax highlighting	15
5.2.3	Colors	15
5.2.4	Autocompletion	17
5.2.5	Input validation	18
5.2.6	History	19
5.2.7	Auto suggestion	19
5.2.8	Adding a bottom toolbar	20
5.2.9	Adding a right prompt	20
5.2.10	Vi input mode	21
5.2.11	Adding custom key bindings	21
5.2.12	Other prompt options	23
5.2.13	Prompt in an <code>asyncio</code> application	24
5.3	Building full screen applications	24
5.3.1	Running the application	25
5.3.2	Key bindings	25
5.3.3	Creating a layout	26
5.3.4	Buffers	28
5.3.5	The focus stack	28
5.3.6	The <code>Application</code> instance	28
5.3.7	Filters (reactivity)	29
5.3.8	Input hooks	30
5.3.9	Running on the <code>asyncio</code> event loop	30

5.4	Architecture	30
5.5	Reference	32
5.5.1	Application	32
5.5.2	Buffer	33
5.5.3	Selection	37
5.5.4	Clipboard	38
5.5.5	Auto completion	38
5.5.6	Document	39
5.5.7	Enums	43
5.5.8	History	43
5.5.9	Interface	43
5.5.10	Keys	46
5.5.11	Style	46
5.5.12	Reactive	46
5.5.13	Shortcuts	47
5.5.14	Validation	51
5.5.15	Auto suggestion	52
5.5.16	Renderer	52
5.5.17	Layout	53
5.5.18	Token	66
5.5.19	Filters	66
5.5.20	Key binding	67
5.5.21	Eventloop	70
5.5.22	Input and output	71
6	Indices and tables	75
	Python Module Index	77

prompt_toolkit is a library for building powerful interactive command lines and terminal applications in Python.

It can be a pure Python replacement for GNU [readline](#), but it can be much more than that.

Some features:

- Syntax highlighting of the input while typing. (For instance, with a Pygments lexer.)
- Multi-line input editing.
- Advanced code completion.
- Selecting text for copy/paste. (Both Emacs and Vi style.)
- Mouse support for cursor positioning and scrolling.
- Auto suggestions. (Like [fish shell](#).)
- No global state.

Like [readline](#):

- Both Emacs and Vi key bindings.
- Reverse and forward incremental search.
- Works well with Unicode double width characters. (Chinese input.)

Works everywhere:

- Pure Python. Runs on all Python versions from 2.6 up to 3.4.
- Runs on Linux, OS X, OpenBSD and Windows systems.
- Lightweight, the only dependencies are Pygments, six and wcwidth.
- No assumptions about I/O are made. Every *prompt_toolkit* application should also run in a telnet/ssh server or an [asyncio](#) process.

Two use cases: prompts versus full screen terminal applications

prompt_toolkit was in the first place meant to be a replacement for readline. However, when it became more mature, we realised that all the components for full screen applications are there and prompt_toolkit is very capable of handling many use cases. Pyvim and pymux are examples of full screen applications.

```

editor.py | reporting.py
5
6     files_to_edit = ['file1.txt', 'file2.py']
7     e = Editor(files_to_edit)
8     e.run() # Runs the event loop, starts interaction.
9     """
10  from __future__ import unicode_literals
11
12  from prompt_toolkit.buffer import Buffer, AcceptAction
13  from prompt_toolkit.contrib.shortcuts import create_eventloop
14  from prompt_toolkit.enums import SEARCH_BUFFER
15  from prompt_toolkit.filters import Always, Condition
16  from prompt_toolkit.history import FileHistory
17  from prompt_toolkit.interface import CommandLineInterface, AbortAction
18  from prompt_toolkit.key_binding.vi_state import InputMode
19
20  from .commands.completer import create_command_completer
21  from .commands.handler import handle_command
22  from .commands.preview import CommandPreviewer
23  from .editor_buffer import EditorBuffer
24  from .enums import COMMAND_BUFFER
25  from .help import HELP_TEXT
26  from .key_bindings import create_key_bindings
27  from .layout import EditorLayout
28  from .reporting import report
29  from .style import generate_built_in_styles, get_editor_style_by_name
30  from .window_arrangement import WindowArrangement
31
32  import pygments
33  import os
34
35  __all__ = (
36      'Editor',
37  )
38
39  class Editor(object):
40      """
41      The main class. Containing the whole editor.
42      """
43
44
45
46
47
48
49
50
51
52     return tokens, lambda i: i
53
54
55     class ShowTabsProcessor(Processor):
56         """
57         Render tabs as spaces or make them visible.
58         """
59         def __init__(self, editor):
60             self.editor = editor
61
62         def run(self, cli, document, tokens):
63             tabstop = self.editor.tabstop
64
65             # Create separator for tabs.
66             dots = '\u2508'
67             separator = dots * tabstop
68
69             # Remember the positions where we replace the tab.
70             positions = set()
71
72             # Replace tab by separator.
73
74
75
76
77
78
79
80
81
82
83
84
85
86
87
88
89
90
91
92
93
94
95
96
97
98
99
100
101
102
103
104
105
106
107
108
109
110
111
112
113
114
115
116
117
118
119
120
121
122
123
124
125
126
127
128
129
130
131
132
133
134
135
136
137
138
139
140
141
142
143
144
145
146
147
148
149
150
151
152
153
154
155
156
157
158
159
160
161
162
163
164
165
166
167
168
169
170
171
172
173
174
175
176
177
178
179
180
181
182
183
184
185
186
187
188
189
190
191
192
193
194
195
196
197
198
199
200
201
202
203
204
205
206
207
208
209
210
211
212
213
214
215
216
217
218
219
220
221
222
223
224
225
226
227
228
229
230
231
232
233
234
235
236
237
238
239
240
241
242
243
244
245
246
247
248
249
250
251
252
253
254
255
256
257
258
259
260
261
262
263
264
265
266
267
268
269
270
271
272
273
274
275
276
277
278
279
280
281
282
283
284
285
286
287
288
289
290
291
292
293
294
295
296
297
298
299
300
301
302
303
304
305
306
307
308
309
310
311
312
313
314
315
316
317
318
319
320
321
322
323
324
325
326
327
328
329
330
331
332
333
334
335
336
337
338
339
340
341
342
343
344
345
346
347
348
349
350
351
352
353
354
355
356
357
358
359
360
361
362
363
364
365
366
367
368
369
370
371
372
373
374
375
376
377
378
379
380
381
382
383
384
385
386
387
388
389
390
391
392
393
394
395
396
397
398
399
400
401
402
403
404
405
406
407
408
409
410
411
412
413
414
415
416
417
418
419
420
421
422
423
424
425
426
427
428
429
430
431
432
433
434
435
436
437
438
439
440
441
442
443
444
445
446
447
448
449
450
451
452
453
454
455
456
457
458
459
460
461
462
463
464
465
466
467
468
469
470
471
472
473
474
475
476
477
478
479
480
481
482
483
484
485
486
487
488
489
490
491
492
493
494
495
496
497
498
499
500
501
502
503
504
505
506
507
508
509
510
511
512
513
514
515
516
517
518
519
520
521
522
523
524
525
526
527
528
529
530
531
532
533
534
535
536
537
538
539
540
541
542
543
544
545
546
547
548
549
550
551
552
553
554
555
556
557
558
559
560
561
562
563
564
565
566
567
568
569
570
571
572
573
574
575
576
577
578
579
580
581
582
583
584
585
586
587
588
589
590
591
592
593
594
595
596
597
598
599
600
601
602
603
604
605
606
607
608
609
610
611
612
613
614
615
616
617
618
619
620
621
622
623
624
625
626
627
628
629
630
631
632
633
634
635
636
637
638
639
640
641
642
643
644
645
646
647
648
649
650
651
652
653
654
655
656
657
658
659
660
661
662
663
664
665
666
667
668
669
670
671
672
673
674
675
676
677
678
679
680
681
682
683
684
685
686
687
688
689
690
691
692
693
694
695
696
697
698
699
700
701
702
703
704
705
706
707
708
709
710
711
712
713
714
715
716
717
718
719
720
721
722
723
724
725
726
727
728
729
730
731
732
733
734
735
736
737
738
739
740
741
742
743
744
745
746
747
748
749
750
751
752
753
754
755
756
757
758
759
760
761
762
763
764
765
766
767
768
769
770
771
772
773
774
775
776
777
778
779
780
781
782
783
784
785
786
787
788
789
790
791
792
793
794
795
796
797
798
799
800
801
802
803
804
805
806
807
808
809
810
811
812
813
814
815
816
817
818
819
820
821
822
823
824
825
826
827
828
829
830
831
832
833
834
835
836
837
838
839
840
841
842
843
844
845
846
847
848
849
850
851
852
853
854
855
856
857
858
859
860
861
862
863
864
865
866
867
868
869
870
871
872
873
874
875
876
877
878
879
880
881
882
883
884
885
886
887
888
889
890
891
892
893
894
895
896
897
898
899
900
901
902
903
904
905
906
907
908
909
910
911
912
913
914
915
916
917
918
919
920
921
922
923
924
925
926
927
928
929
930
931
932
933
934
935
936
937
938
939
940
941
942
943
944
945
946
947
948
949
950
951
952
953
954
955
956
957
958
959
960
961
962
963
964
965
966
967
968
969
970
971
972
973
974
975
976
977
978
979
980
981
982
983
984
985
986
987
988
989
990
991
992
993
994
995
996
997
998
999
1000
1001
1002
1003
1004
1005
1006
1007
1008
1009
1010
1011
1012
1013
1014
1015
1016
1017
1018
1019
1020
1021
1022
1023
1024
1025
1026
1027
1028
1029
1030
1031
1032
1033
1034
1035
1036
1037
1038
1039
1040
1041
1042
1043
1044
1045
1046
1047
1048
1049
1050
1051
1052
1053
1054
1055
1056
1057
1058
1059
1060
1061
1062
1063
1064
1065
1066
1067
1068
1069
1070
1071
1072
1073
1074
1075
1076
1077
1078
1079
1080
1081
1082
1083
1084
1085
1086
1087
1088
1089
1090
1091
1092
1093
1094
1095
1096
1097
1098
1099
1100
1101
1102
1103
1104
1105
1106
1107
1108
1109
1110
1111
1112
1113
1114
1115
1116
1117
1118
1119
1120
1121
1122
1123
1124
1125
1126
1127
1128
1129
1130
1131
1132
1133
1134
1135
1136
1137
1138
1139
1140
1141
1142
1143
1144
1145
1146
1147
1148
1149
1150
1151
1152
1153
1154
1155
1156
1157
1158
1159
1160
1161
1162
1163
1164
1165
1166
1167
1168
1169
1170
1171
1172
1173
1174
1175
1176
1177
1178
1179
1180
1181
1182
1183
1184
1185
1186
1187
1188
1189
1190
1191
1192
1193
1194
1195
1196
1197
1198
1199
1200
1201
1202
1203
1204
1205
1206
1207
1208
1209
1210
1211
1212
1213
1214
1215
1216
1217
1218
1219
1220
1221
1222
1223
1224
1225
1226
1227
1228
1229
1230
1231
1232
1233
1234
1235
1236
1237
1238
1239
1240
1241
1242
1243
1244
1245
1246
1247
1248
1249
1250
1251
1252
1253
1254
1255
1256
1257
1258
1259
1260
1261
1262
1263
1264
1265
1266
1267
1268
1269
1270
1271
1272
1273
1274
1275
1276
1277
1278
1279
1280
1281
1282
1283
1284
1285
1286
1287
1288
1289
1290
1291
1292
1293
1294
1295
1296
1297
1298
1299
1300
1301
1302
1303
1304
1305
1306
1307
1308
1309
1310
1311
1312
1313
1314
1315
1316
1317
1318
1319
1320
1321
1322
1323
1324
1325
1326
1327
1328
1329
1330
1331
1332
1333
1334
1335
1336
1337
1338
1339
1340
1341
1342
1343
1344
1345
1346
1347
1348
1349
1350
1351
1352
1353
1354
1355
1356
1357
1358
1359
1360
1361
1362
1363
1364
1365
1366
1367
1368
1369
1370
1371
1372
1373
1374
1375
1376
1377
1378
1379
1380
1381
1382
1383
1384
1385
1386
1387
1388
1389
1390
1391
1392
1393
1394
1395
1396
1397
1398
1399
1400
1401
1402
1403
1404
1405
1406
1407
1408
1409
1410
1411
1412
1413
1414
1415
1416
1417
1418
1419
1420
1421
1422
1423
1424
1425
1426
1427
1428
1429
1430
1431
1432
1433
1434
1435
1436
1437
1438
1439
1440
1441
1442
1443
1444
1445
1446
1447
1448
1449
1450
1451
1452
1453
1454
1455
1456
1457
1458
1459
1460
1461
1462
1463
1464
1465
1466
1467
1468
1469
1470
1471
1472
1473
1474
1475
1476
1477
1478
1479
1480
1481
1482
1483
1484
1485
1486
1487
1488
1489
1490
1491
1492
1493
1494
1495
1496
1497
1498
1499
1500
1501
1502
1503
1504
1505
1506
1507
1508
1509
1510
1511
1512
1513
1514
1515
1516
1517
1518
1519
1520
1521
1522
1523
1524
1525
1526
1527
1528
1529
1530
1531
1532
1533
1534
1535
1536
1537
1538
1539
1540
1541
1542
1543
1544
1545
1546
1547
1548
1549
1550
1551
1552
1553
1554
1555
1556
1557
1558
1559
1560
1561
1562
1563
1564
1565
1566
1567
1568
1569
1570
1571
1572
1573
1574
1575
1576
1577
1578
1579
1580
1581
1582
1583
1584
1585
1586
1587
1588
1589
1590
1591
1592
1593
1594
1595
1596
1597
1598
1599
1600
1601
1602
1603
1604
1605
1606
1607
1608
1609
1610
1611
1612
1613
1614
1615
1616
1617
1618
1619
1620
1621
1622
1623
1624
1625
1626
1627
1628
1629
1630
1631
1632
1633
1634
1635
1636
1637
1638
1639
1640
1641
1642
1643
1644
1645
1646
1647
1648
1649
1650
1651
1652
1653
1654
1655
1656
1657
1658
1659
1660
1661
1662
1663
1664
1665
1666
1667
1668
1669
1670
1671
1672
1673
1674
1675
1676
1677
1678
1679
1680
1681
1682
1683
1684
1685
1686
1687
1688
1689
1690
1691
1692
1693
1694
1695
1696
1697
1698
1699
1700
1701
1702
1703
1704
1705
1706
1707
1708
1709
1710
1711
1712
1713
1714
1715
1716
1717
1718
1719
1720
1721
1722
1723
1724
1725
1726
1727
1728
1729
1730
1731
1732
1733
1734
1735
1736
1737
1738
1739
1740
1741
1742
1743
1744
1745
1746
1747
1748
1749
1750
1751
1752
1753
1754
1755
1756
1757
1758
1759
1760
1761
1762
1763
1764
1765
1766
1767
1768
1769
1770
1771
1772
1773
1774
1775
1776
1777
1778
1779
1780
1781
1782
1783
1784
1785
1786
1787
1788
1789
1790
1791
1792
1793
1794
1795
1796
1797
1798
1799
1800
1801
1802
1803
1804
1805
1806
1807
1808
1809
1810
1811
1812
1813
1814
1815
1816
1817
1818
1819
1820
1821
1822
1823
1824
1825
1826
1827
1828
1829
1830
1831
1832
1833
1834
1835
1836
1837
1838
1839
1840
1841
1842
1843
1844
1845
1846
1847
1848
1849
1850
1851
1852
1853
1854
1855
1856
1857
1858
1859
1860
1861
1862
1863
1864
1865
1866
1867
1868
1869
1870
1871
1872
1873
1874
1875
1876
1877
1878
1879
1880
1881
1882
1883
1884
1885
1886
1887
1888
1889
1890
1891
1892
1893
1894
1895
1896
1897
1898
1899
1900
1901
1902
1903
1904
1905
1906
1907
1908
1909
1910
1911
1912
1913
1914
1915
1916
1917
1918
1919
1920
1921
1922
1923
1924
1925
1926
1927
1928
1929
1930
1931
1932
1933
1934
1935
1936
1937
1938
1939
1940
1941
1942
1943
1944
1945
1946
1947
1948
1949
1950
1951
1952
1953
1954
1955
1956
1957
1958
1959
1960
1961
1962
1963
1964
1965
1966
1967
1968
1969
1970
1971
1972
1973
1974
1975
1976
1977
1978
1979
1980
1981
1982
1983
1984
1985
1986
1987
1988
1989
1990
1991
1992
1993
1994
1995
1996
1997
1998
1999
2000
2001
2002
2003
2004
2005
2006
2007
2008
2009
2010
2011
2012
2013
2014
2015
2016
2017
2018
2019
2020
2021
2022
2023
2024
2025
2026
2027
2028
2029
2030
2031
2032
2033
2034
2035
2036
2037
2038
2039
2040
2041
2042
2043
2044
2045
2046
2047
2048
2049
2050
2051
2052
2053
2054
2055
2056
2057
2058
2059
2060
2061
2062
2063
2064
2065
2066
2067
2068
2069
2070
2071
2072
2073
2074
2075
2076
2077
2078
2079
2080
2081
2082
2083
2084
2085
2086
2087
2088
2089
2090
2091
2092
2093
2094
2095
2096
2097
2098
2099
2100
2101
2102
2103
2104
2105
2106
2107
2108
2109
2110
2111
2112
2113
2114
2115
2116
2117
2118
2119
2120
2121
2122
2123
2124
2125
2126
2127
2128
2129
2130
2131
2132
2133
2134
2135
2136
2137
2138
2139
2140
2141
2142
2143
2144
2145
2146
2147
2148
2149
2150
2151
2152
2153
2154
2155
2156
2157
2158
2159
2160
2161
2162
2163
2164
2165
2166
2167
2168
2169
2170
2171
2172
2173
2174
2175
2176
2177
2178
2179
2180
2181
2182
2183
2184
2185
2186
2187
2188
2189
2190
2191
2192
2193
2194
2195
2196
2197
2198
2199
2200
2201
2202
2203
2204
2205
2206
2207
2208
2209
2210
2211
2212
2213
2214
2215
2216
2217
2218
2219
2220
2221
2222
2223
2224
2225
2226
2227
2228
2229
2230
2231
2232
2233
2234
2235
2236
2237
2238
2239
2240
2241
2242
2243
2244
2245
2246
2247
2248
2249
2250
2251
2252
2253
2254
2255
2256
2257
2258
2259
2260
2261
2262
2263
2264
2265
2266
2267
2268
2269
2270
2271
2272
2273
2274
2275
2276
2277
2278
2279
2280
2281
2282
2283
2284
2285
2286
2287
2288
2289
2290
2291
2292
2293
2294
2295
2296
2297
2298
2299
2300
2301
2302
2303
2304
2305
2306
2307
2308
2309
2310
2311
2312
2313
2314
2315
2316
2317
2318
2319
2320
2321
2322
2323
2324
2325
2326
2327
2328
2329
2330
2331
2332
2333
2334
2335
2336
2337
2338
2339
2340
2341
2342
2343
2344
2345
2346
2347
2348
2349
2350
2351
2352
2353
2354
2355
2356
2357
2358
2359
2360
2361
2362
2363
2364
2365
2366
2367
2368
2369
2370
2371
2372
2373
2374
2375
2376
2377
2378
2379
2380
2381
2382
2383
2384
2385
2386
2387
2388
2389
2390
2391
2392
2393
2394
2395
2396
2397
2398
2399
2400
2401
2402
2403
2404
2405
2406
2407
2408
2409
2410
2411
2412
2413
2414
2415
2416
2417
2418
2419
2420
2421
2422
2423
2424
2425
2426
2427
2428
2429
2430
2431
2432
2433
2434
2435
2436
2437
2438
2439
2440
2441
2442
2443
2444
2445
2446
2447
2448
2449
2450
2451
2452
2453
2454
2455
2456
2457
2458
2459
2460
2461
2462
2463
2464
2465
2466
2467
2468
2469
2470
2471
2472
2473
2474
2475
2476
2477
2478
2479
2480
2481
2482
2483
2484
2485
2486
2487
2488
2489
2490
2491
2492
2493
2494
2495
2496
2497
2498
2499
2500
2501
2502
2503
2504
2505
2506
2507
2508
2509
2510
2511
2512
2513
2514
2515
2516
2517
2518
2519
2520
2521
2522
2523
2524
2525
2526
2527
2528
2529
2530
2531
2532
2533
2534
2535
2536
2537
2538
2539
2540
2541
2542
2543
2544
2545
2546
2547
2548
2549
2550
2551
2552
2553
2554
2555
2556
2557
2558
2559
2560
2561
2562
2563
2564
2565
2566
2567
2
```

When `prompt_toolkit` is used to simply read some input from the user, it uses a rather simple built-in layout. One that displays the default input buffer and the prompt, a float for the autocompletions and a toolbar for input validation which is hidden by default.

For full screen applications, usually we build the layout ourself, because it's very custom.

Further, there is a very flexible key binding system that can be programmed for all the needs of full screen applications.

CHAPTER 2

Installation

```
pip install prompt_toolkit
```

For Conda, do:

```
conda install -c https://conda.anaconda.org/conda-forge prompt_toolkit
```


CHAPTER 3

Getting started

The following snippet is the most simple example, it uses the `prompt()` function to asks the user for input and returns the text. Just like `(raw_)input`.

```
from __future__ import unicode_literals
from prompt_toolkit import prompt

text = prompt('Give me some input: ')
print('You said: %s' % text)
```

For more information, start reading the *building prompts* section.

CHAPTER 4

Thanks to:

Thanks to [all the contributors](#) for making `prompt_toolkit` possible.

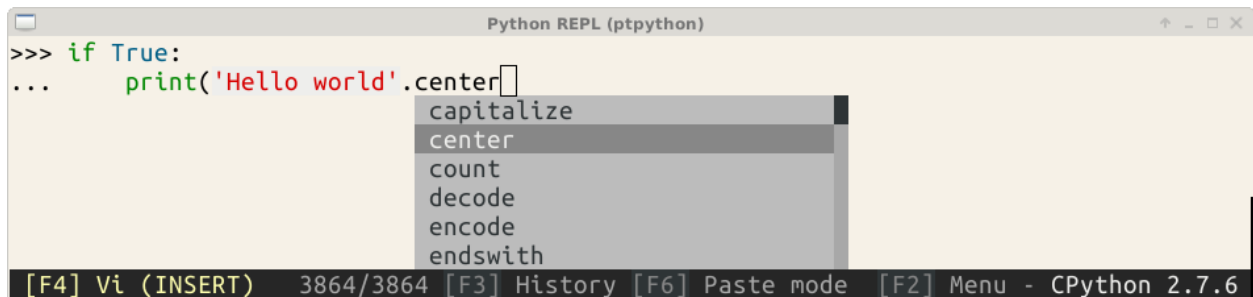
Also, a special thanks to the [Pygments](#) and [wcmwidth](#) libraries.

Gallery

Showcase, demonstrating the possibilities of `prompt_toolkit`.

Ptpython, a Python REPL

The prompt:

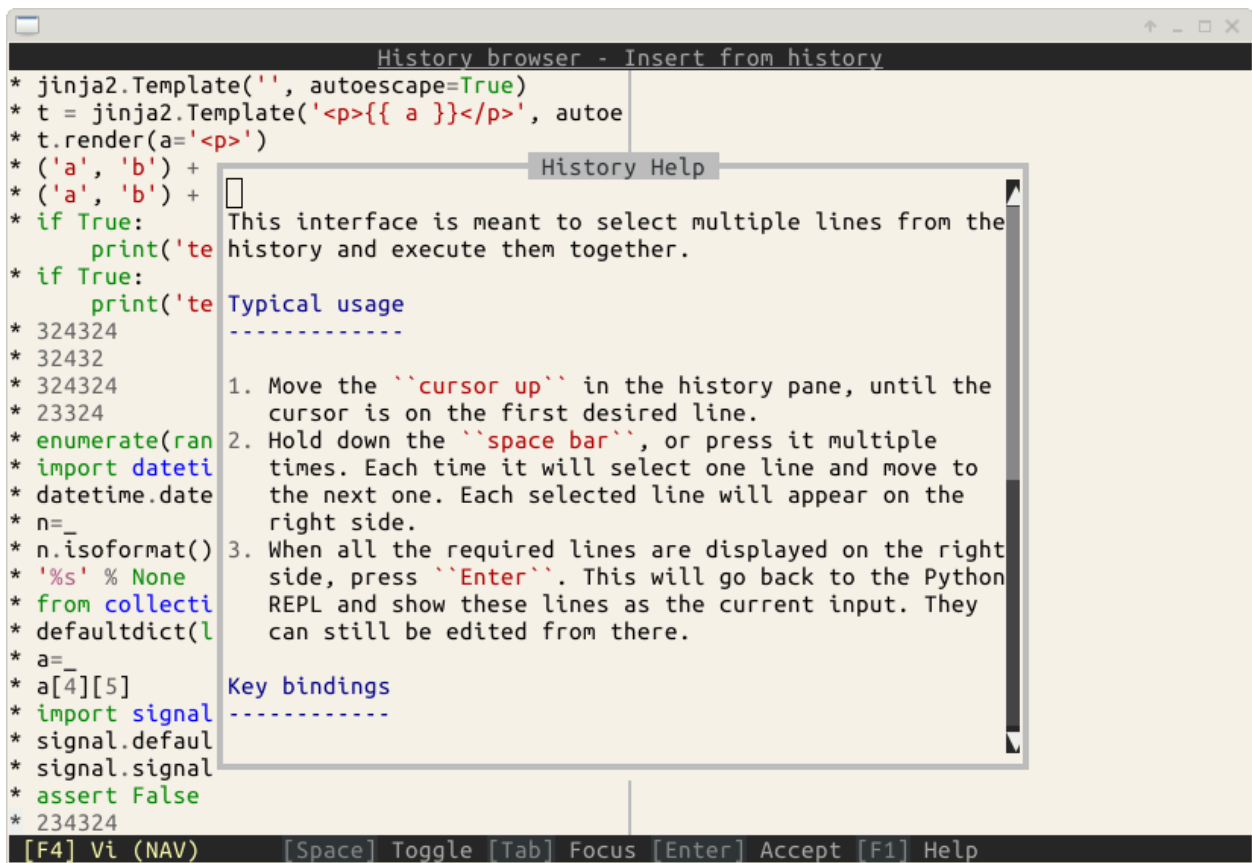


```
Python REPL (ptpython)
>>> if True:
...     print('Hello world'.center
              capitalize
              center
              count
              decode
              encode
              endswith
[F4] Vi (INSERT) 3864/3864 [F3] History [F6] Paste mode [F2] Menu - CPython 2.7.6
```

The configuration menu of `ptpython`.



The history page with its help. (This is a full-screen layout.)



Pyvim, a Vim clone

```

editor.py | reporting.py
5
6     files_to_edit = ['file1.txt', 'file2.py']
7     e = Editor(files_to_edit)
8     e.run() # Runs the event loop, starts interaction.
9     """
10  from __future__ import unicode_literals
11
12  from prompt_toolkit.buffer import Buffer, AcceptAction
13  from prompt_toolkit.contrib.shortcuts import create_eventloop
14  from prompt_toolkit.enums import SEARCH_BUFFER
15  from prompt_toolkit.filters import Always, Condition
16  from prompt_toolkit.history import FileHistory
17  from prompt_toolkit.interface import CommandLineInterface, AbortAction
18  from prompt_toolkit.key_binding.vi_state import InputMode
19
20  from .commands.completer import create_command_completer
21  from .commands.handler import handle_command
22  from .commands.preview import CommandPreviewer
23  from .editor_buffer import EditorBuffer
24  from .enums import COMMAND_BUFFER
25  from .help import HELP_TEXT
26  from .key_bindings import create_key_bindings
27  from .layout import EditorLayout
28  from .reporting import report
29  from .style import generate_built_in_styles, get_editor_style_by_name
30  from .window_arrangement import WindowArrangement
31
32  import pygments
33  import os
34
35  __all__ = (
36      'Editor',
37  )
38
39  class Editor(object):
40      """
41      The main class. Containing the whole editor.
42      """
43
44
45
46
47
48
49
50
51
52     return tokens, lambda i: i
53
54
55  class ShowTabsProcessor(Processor):
56      """
57      Render tabs as spaces or make them visible.
58      """
59      def __init__(self, editor):
60          self.editor = editor
61
62      def run(self, cli, document, tokens):
63          tabstop = self.editor.tabstop
64
65          # Create separator for tabs.
66          dots = '\u2508'
67          separator = dots * tabstop
68
69          # Remember the positions where we replace the tab.
70          positions = set()
71
72          # Replace tab by separator.
73
74
75  layout.py (542,1) - 97%
76  11 from .editor_buffer import EditorBuffer
77  12
78  13 __all__ = (
79  14     'WindowArrangement',
80  15 )
81  16
82  17
83  18 class HSplit(list):
84  19     """ Horizontal split. (This is a higher level split than
85  20     prompt_toolkit.layout.HSplit.) """
86  21
87  22
88  23 class VSplit(list):
89  24     """ Horizontal split. """
90  25
91  26
92  27 class Window(object):
93  28     """
94  29     Editor window: a window can show any open buffer.
95
96
97
98
99
100
101
102
103
104
105
106
107
108
109
110
111
112
113
114
115
116
117
118
119
120
121
122
123
124
125
126
127
128
129
130
131
132
133
134
135
136
137
138
139
140
141
142
143
144
145
146
147
148
149
150
151
152
153
154
155
156
157
158
159
160
161
162
163
164
165
166
167
168
169
170
171
172
173
174
175
176
177
178
179
180
181
182
183
184
185
186
187
188
189
190
191
192
193
194
195
196
197
198
199
200
201
202
203
204
205
206
207
208
209
210
211
212
213
214
215
216
217
218
219
220
221
222
223
224
225
226
227
228
229
230
231
232
233
234
235
236
237
238
239
240
241
242
243
244
245
246
247
248
249
250
251
252
253
254
255
256
257
258
259
260
261
262
263
264
265
266
267
268
269
270
271
272
273
274
275
276
277
278
279
280
281
282
283
284
285
286
287
288
289
290
291
292
293
294
295
296
297
298
299
300
301
302
303
304
305
306
307
308
309
310
311
312
313
314
315
316
317
318
319
320
321
322
323
324
325
326
327
328
329
330
331
332
333
334
335
336
337
338
339
340
341
342
343
344
345
346
347
348
349
350
351
352
353
354
355
356
357
358
359
360
361
362
363
364
365
366
367
368
369
370
371
372
373
374
375
376
377
378
379
380
381
382
383
384
385
386
387
388
389
390
391
392
393
394
395
396
397
398
399
400
401
402
403
404
405
406
407
408
409
410
411
412
413
414
415
416
417
418
419
420
421
422
423
424
425
426
427
428
429
430
431
432
433
434
435
436
437
438
439
440
441
442
443
444
445
446
447
448
449
450
451
452
453
454
455
456
457
458
459
460
461
462
463
464
465
466
467
468
469
470
471
472
473
474
475
476
477
478
479
480
481
482
483
484
485
486
487
488
489
490
491
492
493
494
495
496
497
498
499
500
501
502
503
504
505
506
507
508
509
510
511
512
513
514
515
516
517
518
519
520
521
522
523
524
525
526
527
528
529
530
531
532
533
534
535
536
537
538
539
540
541
542
543
544
545
546
547
548
549
550
551
552
553
554
555
556
557
558
559
560
561
562
563
564
565
566
567
568
569
570
571
572
573
574
575
576
577
578
579
580
581
582
583
584
585
586
587
588
589
590
591
592
593
594
595
596
597
598
599
600
601
602
603
604
605
606
607
608
609
610
611
612
613
614
615
616
617
618
619
620
621
622
623
624
625
626
627
628
629
630
631
632
633
634
635
636
637
638
639
640
641
642
643
644
645
646
647
648
649
650
651
652
653
654
655
656
657
658
659
660
661
662
663
664
665
666
667
668
669
670
671
672
673
674
675
676
677
678
679
680
681
682
683
684
685
686
687
688
689
690
691
692
693
694
695
696
697
698
699
700
701
702
703
704
705
706
707
708
709
710
711
712
713
714
715
716
717
718
719
720
721
722
723
724
725
726
727
728
729
730
731
732
733
734
735
736
737
738
739
740
741
742
743
744
745
746
747
748
749
750
751
752
753
754
755
756
757
758
759
760
761
762
763
764
765
766
767
768
769
770
771
772
773
774
775
776
777
778
779
780
781
782
783
784
785
786
787
788
789
790
791
792
793
794
795
796
797
798
799
800
801
802
803
804
805
806
807
808
809
810
811
812
813
814
815
816
817
818
819
820
821
822
823
824
825
826
827
828
829
830
831
832
833
834
835
836
837
838
839
840
841
842
843
844
845
846
847
848
849
850
851
852
853
854
855
856
857
858
859
860
861
862
863
864
865
866
867
868
869
870
871
872
873
874
875
876
877
878
879
880
881
882
883
884
885
886
887
888
889
890
891
892
893
894
895
896
897
898
899
900
901
902
903
904
905
906
907
908
909
910
911
912
913
914
915
916
917
918
919
920
921
922
923
924
925
926
927
928
929
930
931
932
933
934
935
936
937
938
939
940
941
942
943
944
945
946
947
948
949
950
951
952
953
954
955
956
957
958
959
960
961
962
963
964
965
966
967
968
969
970
971
972
973
974
975
976
977
978
979
980
981
982
983
984
985
986
987
988
989
990
991
992
993
994
995
996
997
998
999
1000
1001
1002
1003
1004
1005
1006
1007
1008
1009
1010
1011
1012
1013
1014
1015
1016
1017
1018
1019
1020
1021
1022
1023
1024
1025
1026
1027
1028
1029
1030
1031
1032
1033
1034
1035
1036
1037
1038
1039
1040
1041
1042
1043
1044
1045
1046
1047
1048
1049
1050
1051
1052
1053
1054
1055
1056
1057
1058
1059
1060
1061
1062
1063
1064
1065
1066
1067
1068
1069
1070
1071
1072
1073
1074
1075
1076
1077
1078
1079
1080
1081
1082
1083
1084
1085
1086
1087
1088
1089
1090
1091
1092
1093
1094
1095
1096
1097
1098
1099
1100
1101
1102
1103
1104
1105
1106
1107
1108
1109
1110
1111
1112
1113
1114
1115
1116
1117
1118
1119
1120
1121
1122
1123
1124
1125
1126
1127
1128
1129
1130
1131
1132
1133
1134
1135
1136
1137
1138
1139
1140
1141
1142
1143
1144
1145
1146
1147
1148
1149
1150
1151
1152
1153
1154
1155
1156
1157
1158
1159
1160
1161
1162
1163
1164
1165
1166
1167
1168
1169
1170
1171
1172
1173
1174
1175
1176
1177
1178
1179
1180
1181
1182
1183
1184
1185
1186
1187
1188
1189
1190
1191
1192
1193
1194
1195
1196
1197
1198
1199
1200
1201
1202
1203
1204
1205
1206
1207
1208
1209
1210
1211
1212
1213
1214
1215
1216
1217
1218
1219
1220
1221
1222
1223
1224
1225
1226
1227
1228
1229
1230
1231
1232
1233
1234
1235
1236
1237
1238
1239
1240
1241
1242
1243
1244
1245
1246
1247
1248
1249
1250
1251
1252
1253
1254
1255
1256
1257
1258
1259
1260
1261
1262
1263
1264
1265
1266
1267
1268
1269
1270
1271
1272
1273
1274
1275
1276
1277
1278
1279
1280
1281
1282
1283
1284
1285
1286
1287
1288
1289
1290
1291
1292
1293
1294
1295
1296
1297
1298
1299
1300
1301
1302
1303
1304
1305
1306
1307
1308
1309
1310
1311
1312
1313
1314
1315
1316
1317
1318
1319
1320
1321
1322
1323
1324
1325
1326
1327
1328
1329
1330
1331
1332
1333
1334
1335
1336
1337
1338
1339
1340
1341
1342
1343
1344
1345
1346
1347
1348
1349
1350
1351
1352
1353
1354
1355
1356
1357
1358
1359
1360
1361
1362
1363
1364
1365
1366
1367
1368
1369
1370
1371
1372
1373
1374
1375
1376
1377
1378
1379
1380
1381
1382
1383
1384
1385
1386
1387
1388
1389
1390
1391
1392
1393
1394
1395
1396
1397
1398
1399
1400
1401
1402
1403
1404
1405
1406
1407
1408
1409
1410
1411
1412
1413
1414
1415
1416
1417
1418
1419
1420
1421
1422
1423
1424
1425
1426
1427
1428
1429
1430
1431
1432
1433
1434
1435
1436
1437
1438
1439
1440
1441
1442
1443
1444
1445
1446
1447
1448
1449
1450
1451
1452
1453
1454
1455
1456
1457
1458
1459
1460
1461
1462
1463
1464
1465
1466
1467
1468
1469
1470
1471
1472
1473
1474
1475
1476
1477
1478
1479
1480
1481
1482
1483
1484
1485
1486
1487
1488
1489
1490
1491
1492
1493
1494
1495
1496
1497
1498
1499
1500
1501
1502
1503
1504
1505
1506
1507
1508
1509
1510
1511
1512
1513
1514
1515
1516
1517
1518
1519
1520
1521
1522
1523
1524
1525
1526
1527
1528
1529
1530
1531
1532
1533
1534
1535
1536
1537
1538
1539
1540
1541
1542
1543
1544
1545
1546
1547
1548
1549
1550
1551
1552
1553
1554
1555
1556
1557
1558
1559
1560
1561
1562
1563
1564
1565
1566
1567
1568
1569
1570
1571
1572
1573
1574
1575
1576
1577
1578
1579
1580
1581
1582
1583
1584
1585
1586
1587
1588
1589
1590
1591
1592
1593
1594
1595
1596
1597
1598
1599
1600
1601
1602
1603
1604
1605
1606
1607
1608
1609
1610
1611
1612
1613
1614
1615
1616
1617
1618
1619
1620
1621
1622
1623
1624
1625
1626
1627
1628
1629
1630
1631
1632
1633
1634
1635
1636
1637
1638
1639
1640
1641
1642
1643
1644
1645
1646
1647
1648
1649
1650
1651
1652
1653
1654
1655
1656
1657
1658
1659
1660
1661
1662
1663
1664
1665
1666
1667
1668
1669
1670
1671
1672
1673
1674
1675
1676
1677
1678
1679
1680
1681
1682
1683
1684
1685
1686
1687
1688
1689
1690
1691
1692
1693
1694
1695
1696
1697
1698
1699
1700
1701
1702
1703
1704
1705
1706
1707
1708
1709
1710
1711
1712
1713
1714
1715
1716
1717
1718
1719
1720
1721
1722
1723
1724
1725
1726
1727
1728
1729
1730
1731
1732
1733
1734
1735
1736
1737
1738
1739
1740
1741
1742
1743
1744
1745
1746
1747
1748
1749
1750
1751
1752
1753
1754
1755
1756
1757
1758
1759
1760
1761
1762
1763
1764
1765
1766
1767
1768
1769
1770
1771
1772
1773
1774
1775
1776
1777
1778
1779
1780
1781
1782
1783
1784
1785
1786
1787
1788
1789
1790
1791
1792
1793
1794
1795
1796
1797
1798
1799
1800
1801
1802
1803
1804
1805
1806
1807
1808
1809
1810
1811
1812
1813
1814
1815
1816
1817
1818
1819
1820
1821
1822
1823
1824
1825
1826
1827
1828
1829
1830
1831
1832
1833
1834
1835
1836
1837
1838
1839
1840
1841
1842
1843
1844
1845
1846
1847
1848
1849
1850
1851
1852
1853
1854
1855
1856
1857
1858
1859
1860
1861
1862
1863
1864
1865
1866
1867
1868
1869
1870
1871
1872
1873
1874
1875
1876
1877
1878
1879
1880
1881
1882
1883
1884
1885
1886
1887
1888
1889
1890
1891
1892
1893
1894
1895
1896
1897
1898
1899
1900
1901
1902
1903
1904
1905
1906
1907
1908
1909
1910
1911
1912
1913
1914
1915
1916
1917
1918
1919
1920
1921
1922
1923
1924
1925
1926
1927
1928
1929
1930
1931
1932
1933
1934
1935
1936
1937
1938
1939
1940
1941
1942
1943
1944
1945
1946
1947
1948
1949
1950
1951
1952
1953
1954
1955
1956
1957
1958
1959
1960
1961
1962
1963
1964
1965
1966
1967
1968
1969
1970
1971
1972
1973
1974
1975
1976
1977
1978
1979
1980
1981
1982
1983
1984
1985
1986
1987
1988
1989
1990
1991
1992
1993
1994
1995
1996
1997
1998
1999
2000
2001
2002
2003
2004
2005
2006
2007
2008
2009
2010
2011
2012
2013
2014
2015
2016
2017
2018
2019
2020
2021
2022
2023
2024
2025
2026
2027
2028
2029
2030
2031
2032
2033
2034
2035
2036
2037
2038
2039
2040
2041
2042
2043
2044
2045
2046
2047
2048
2049
2050
2051
2052
2053
2054
2055
2056
2057
2058
2059
2060
2061
2062
2063
2064
2065
2066
2067
2068
2069
2070
2071
2072
2073
2074
2075
2076
2077
2078
2079
2080
2081
2082
2083
2084
2085
2086
2087
2088
2089
2090
2091
2092
2093
2094
2095
2096
2097
2098
2099
2100
2101
2102
2103
2104
2105
2106
2107
2108
2109
2110
2111
2112
2113
2114
2115
2116
2117
2118
2119
2120
2121
2122
2123
2124
2125
2126
2127
2128
2129
2130
2131
2132
2133
2134
2135
2136
2137
2138
2139
2140
2141
2142
2143
2144
2145
2146
2147
2148
2149
2150
2151
2152
2153
2154
2155
2156
2157
2158
2159
2160
2161
2162
2163
2164
2165
2166
2167
2168
2169
2170
2171
2172
2173
2174
2175
2176
2177
2178
2179
2180
2181
2182
2183
2184
2185
2186
2187
2188
2189
2190
2191
2192
2193
2194
2195
2196
2197
2198
2199
2200
2201
2202
2203
2204
2205
2206
2207
2208
2209
2210
2211
2212
2213
2214
2215
2216
2217
2218
2219
2220
2221
2222
2223
2224
2225
2226
2227
2228
2229
2230
2231
2232
2233
2234
2235
2236
2237
2238
2239
2240
2241
2242
2243
2244
2245
2246
2247
2248
2249
2250
2251
2252
2253
2254
2255
2256
2257
2258
2259
2260
2261
2262
2263
2264
2265
2266
2267
2268
2269
2270
2271
2272
2273
2274
2275
2276
2277
2278
2279
2280
2281
2282
2283
2284
2285
2286
2287
2288
2289
2290
2291
2292
2293
2294
2295
2296
2297
2298
2299
2300
2301
2302
2303
2304
2305
2306
2307
2308
2309
2310
2311
2312
2313
2314
2315
2316
2317
2318
2319
2320
2321
2322
2323
2324
2325
2326
2327
2328
2329
2330
2331
2332
2333
2334
2335
2336
2337
2338
2339
2340
2341
2342
2343
2344
2345
2346
2347
2348
2349
2350
2351
2352
2353
2354
2355
2356
2357
2358
2359
2360
2361
2362
2363
2364
2365
2366
2367
2368
2369
2370
2371
2372
2373
2374
2375
2376
2377
2378
2379
2380
2381
2382
2383
2384
2385
2386
2387
2388
2389
2390
2391
2392
2393
2394
2395
2396
2397
2398
2399
2400
2401
2402
2403
2404
2405
2406
2407
2408
2409
2410
2411
2412
2413
2414
2415
2416
2417
2418
2419
2420
2421
2422
2423
2424
2425
2426
2427
2428
2429
2430
2431
2432
2433
2434
2435
2436
2437
2438
2439
2440
2441
2442
2443
2444
2445
2446
2447
2448
2449
2450
2451
2452
2453
2454
2455
2456
2457
2458
2459
2460
2461
2462
2463
2464
2465
2466
2467
2468
2469
2470
2471
2472
2473
2474
2475
2476
2477
2478
2479
2480
2481
2482
2483
2484
2485
2486
2487
2488
2489
2490
2491
2492
2493
2494
2495
2496
2497
2498
2499
2500
2501
2502
2503
2504
2505
2506
2507
2508
2509
2510
2511
2512
2513
2514
2515
2516
2517
2518
2519
2520
2521
2522
2523
2524
2525
2526
2527
2528
2529
2530
2531
2532
2533
2534
2535
2536
2537
2538
2539
2540
2541
2542
2543
2544
2545
2546
2547
2548
2549
2550
2551
2552

```

Pymux, a terminal multiplexer (like tmux) in Python

```

~/git/pymux - Pymux
~/git/pymux 1
  1 [|          3.9%]   Tasks: 130; 1 running
  2 [||         2.0%]   Load average: 0.05 0.08 0.09
 Mem[|||||||553/3029MB] Uptime: 17:14:01
 Swp[          0/4092MB]

 PID USER      PRI  NI  VIRT   RES   SHR  S  CPU% MEM%   TIME+
23776 jonathan  20   0  69528 20980 2204  S   2.0   0.7   0:06.77
 1051 root       20   0  127M  54220 14752  S   1.3   1.7   3:22.25
24012 jonathan  20   0  203M 13800  9552  S   0.7   0.4   0:00.05
23915 jonathan  20   0  5504  1764  1312  R   0.7   0.1   0:01.05
 2511 jonathan  20   0  209M 21548 11216  S   0.7   0.7   2:48.03
23627 jonathan  20   0  259M 58284 23232  S   0.0   1.9   0:03.22
 2121 jonathan  20   0  126M 10616  7808  S   0.0   0.3   0:02.22
 2211 jonathan  20   0  178M 15292 10924  S   0.0   0.5   0:05.87
F1Help F2Setup F3Search F4Filter F5Tree F6SortBy F7Nice F8Nice
~/git/pymux 2
jonathan@jonathan-VirtualBox ~/git/pymux
$ ls
examples          pymux             README.rst
LICENSE           pymux.egg-info   setup.py
prompt-toolkit-render-input.log  README.2.rst     TODO

jonathan@jonathan-VirtualBox ~/git/pymux
$ ^C

jonathan@jonathan-VirtualBox ~/git/pymux
$

commands/commands.py - Pyvim
utils.py | commands.py
264 @cmd('swap-pane', options='(-D|-U)')
265 def swap-pane(pymux, cli, variables):
266     pymux.arrangement.get_active_window(cli).rotate(wit
267
268
269 @cmd('kill-pane')
270 def kill-pane(pymux, cli, variables):
271     pane = pymux.arrangement.get_active_pane(cli)
272     pymux.kill_pane(pane)
273
274
275 @cmd('kill-window')
276 def kill_window(pymux, cli, variables):
277     " Kill all panes in the current window. "
278     for pane in pymux.arrangement.get_active_window(cli)
279         pymux.kill_pane(pane)
280
281
282 @cmd('suspend-client')
283 def suspend_client(pymux, cli, variables):
284     connection = pymux.get_connection_for_cli(cli)
285
286     if connection:
287         connection.suspend_client_to_background()
288
289
290 @cmd('clock-mode')
291 def clock_mode(pymux, cli, variables):
292     pane = pymux.arrangement.get_active_pane(cli)
293     if pane:
(290,7) - 42%
00:39 03-Jan-16

```

Building prompts

This page is about building prompts. Pieces of code that we can embed in a program for asking the user for input. If you want to use *prompt_toolkit* for building full screen terminal applications, it is probably still a good idea to read this first, before heading to the *building full screen applications* page.

Hello world

The following snippet is the most simple example, it uses the `prompt()` function to asks the user for input and returns the text. Just like `(raw_)input`.

```

from __future__ import unicode_literals
from prompt_toolkit import prompt

text = prompt('Give me some input: ')
print('You said: %s' % text)

```

What we get here is a simple prompt that supports the Emacs key bindings like `readline`, but further nothing special. However, `prompt()` has a lot of configuration options. In the following sections, we will discover all these parameters.

Note: `prompt_toolkit` expects unicode strings everywhere. If you are using Python 2, make sure that all strings which are passed to `prompt_toolkit` are unicode strings (and not bytes). Either use `from __future__ import unicode_literals` or explicitly put a small `'u'` in front of every string.

Syntax highlighting

Adding syntax highlighting is as simple as adding a lexer. All of the `Pygments` lexers can be used after wrapping them in a `PygmentsLexer`. It is also possible to create a custom lexer by implementing the `Lexer` abstract base class.

```
from pygments.lexers import HtmlLexer
from prompt_toolkit.shortcuts import prompt
from prompt_toolkit.layout.lexers import PygmentsLexer

text = prompt('Enter HTML', lexer=PygmentsLexer(HtmlLexer))
print('You said: %s' % text)
```



A terminal window titled `~/git/python-prompt-toolkit/examples` shows the execution of `./html-input.py`. The prompt `Enter HTML:` is followed by the user input `<p class="hello">world</p>`. The input is displayed with syntax highlighting: `<p` is green, `class="hello"` is red, and `>world</p>` is green. A cursor is visible at the end of the input.

Colors

The colors for syntax highlighting are defined by a `Style` instance. By default, a neutral built-in style is used, but any style instance can be passed to the `prompt()` function. A simple way to create a style, is by using the `style_from_dict` function:

```
from pygments.lexers import HtmlLexer
from prompt_toolkit.shortcuts import prompt
from prompt_toolkit.token import Token
from prompt_toolkit.styles import style_from_dict
from prompt_toolkit.layout.lexers import PygmentsLexer

our_style = style_from_dict({
    Token.Comment: '#888888 bold',
    Token.Keyword: '#ff88ff bold',
})

text = prompt('Enter HTML: ', lexer=PygmentsLexer(HtmlLexer),
             style=our_style)
```

The style dictionary is very similar to the `Pygments` `styles` dictionary, with a few differences:

- The *roman*, *sans*, *mono* and *border* options are not ignored.
- The style has a few additions: *blink*, *noblink*, *reverse* and *noreverse*.
- Colors can be in the `##f0000` format, but they can be one of the built-in ANSI color names as well. In that case, they map directly to the 16 color palette of the terminal.

Using a Pygments style

All `Pygments` style classes can be used as well, when they are wrapped through `style_from_pygments()`.

Suppose we'd like to use a Pygments style, for instance `pygments.styles.tango.TangoStyle`, that is possible like this:

Creating a custom style could be done like this:

```
from prompt_toolkit.shortcuts import prompt
from prompt_toolkit.styles import style_from_pygments
from prompt_toolkit.layout.lexers import PygmentsLexer

from pygments.styles.tango import TangoStyle
from pygments.token import Token
from pygments.lexers import HtmlLexer

our_style = style_from_pygments(TangoStyle, {
    Token.Comment: '#888888 bold',
    Token.Keyword: '#ff88ff bold',
})

text = prompt('Enter HTML: ', lexer=PygmentsLexer(HtmlLexer),
              style=our_style)
```

Coloring the prompt itself

It is possible to add some colors to the prompt itself. For this, we need a `get_prompt_tokens` function. This function takes a `CommandLineInterface` instance as input (ignore that for now) and it should return a list of `(Token, text)` tuples. Each token is a Pygments token and can be styled individually.

```
from prompt_toolkit.shortcuts import prompt
from prompt_toolkit.styles import style_from_dict

example_style = style_from_dict({
    # User input.
    Token: '#ff0066',

    # Prompt.
    Token.Username: '#884444',
    Token.At: '#00aa00',
    Token.Colon: '#00aa00',
    Token.Pound: '#00aa00',
    Token.Host: '#000088 bg:#aaaaff',
    Token.Path: '#884444 underline',
})

def get_prompt_tokens(cli):
    return [
        (Token.Username, 'john'),
        (Token.At, '@'),
        (Token.Host, 'localhost'),
        (Token.Colon, ':'),
        (Token.Path, '/user/john'),
        (Token.Pound, '# '),
    ]

text = prompt(get_prompt_tokens=get_prompt_tokens, style=example_style)
```

By default, colors are taken from the 256 color palette. If you want to have 24bit true color, this is possible by adding the `true_color=True` option to the `prompt` function.

```
text = prompt(get_prompt_tokens=get_prompt_tokens, style=example_style,
              true_color=True)
```

Printing text (output) in color

Besides prompting for input, we often have to print some output in color. This is simple with the `print_tokens()` function.

```
from prompt_toolkit.shortcuts import print_tokens
from prompt_toolkit.styles import style_from_dict
from pygments.token import Token

# Create a stylesheet.
style = style_from_dict({
    Token.Hello: '#ff0066',
    Token.World: '#44ff44 italic',
})

# Make a list of (Token, text) tuples.
tokens = [
    (Token.Hello, 'Hello '),
    (Token.World, 'World'),
    (Token, '\n'),
]

# Print the result.
print_tokens(tokens, style=style)
```

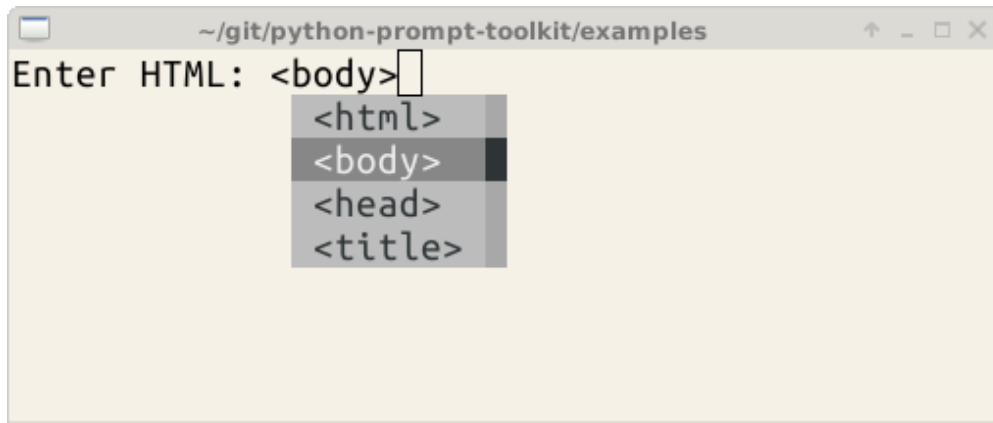
Autocompletion

Autocompletion can be added by passing a `completer` parameter. This should be an instance of the `Completer` abstract base class. `WordCompleter` is an example of a completer that implements that interface.

```
from prompt_toolkit import prompt
from prompt_toolkit.contrib.completers import WordCompleter

html_completer = WordCompleter(['<html>', '<body>', '<head>', '<title>'])
text = prompt('Enter HTML: ', completer=html_completer)
print('You said: %s' % text)
```

`WordCompleter` is a simple completer that completes the last word before the cursor with any of the given words.



A custom completer

For more complex examples, it makes sense to create a custom completer. For instance:

```
from prompt_toolkit import prompt
from prompt_toolkit.completion import Completer, Completion

class MyCustomCompleter(Completer):
    def get_completions(self, document, complete_event):
        yield Completion('completion', start_position=0)

text = prompt('> ', completer=MyCustomCompleter())
```

A *Completer* class has to implement a generator named *get_completions()* that takes a *Document* and yields the current *Completion* instances. Each completion contains a portion of text, and a position.

The position is used in for fixing text before the cursor. Pressing the tab key could for instance turn parts of the input from lowercase to uppercase. This makes sense for a case insensitive completer. Or in case of a fuzzy completion, it could fix typos. When *start_position* is something negative, this amount of characters will be deleted and replaced.

Input validation

A prompt can have a validator attached. This is some code that will check whether the given input is acceptable and it will only return it if that's the case. Otherwise it will show an error message and move the cursor to a given position.

A validator should implements the *Validator* abstract base class. This requires only one method, named *validate* that takes a *Document* as input and raises *ValidationError* when the validation fails.

```
from prompt_toolkit.validation import Validator, ValidationError
from prompt_toolkit import prompt

class NumberValidator(Validator):
    def validate(self, document):
        text = document.text

        if text and not text.isdigit():
            i = 0

            # Get index of fist non numeric character.
            # We want to move the cursor here.
```

```

        for i, c in enumerate(text):
            if not c.isdigit():
                break

        raise ValidationError(message='This input contains non-numeric characters
↵',
                               cursor_position=i)

number = int(prompt('Give a number: ', validator=NumberValidator()))
print('You said: %i' % number)

```

History

A *History* object keeps track of all the previously entered strings. When nothing is passed into the `prompt()` function, it will start with an empty history each time again. Usually, however, for a REPL, you want to keep the same history between several calls to `prompt()`. This is possible by instantiating a *History* object and passing that to each `prompt` call.

```

from prompt_toolkit.history import InMemoryHistory
from prompt_toolkit import prompt

history = InMemoryHistory()

while True:
    prompt(history=history)

```

To persist a history to disk, use *FileHistory* instead instead of *InMemoryHistory*.

Auto suggestion

Auto suggestion is a way to propose some input completions to the user like the *fish shell*.

Usually, the input is compared to the history and when there is another entry starting with the given text, the completion will be shown as gray text behind the current input. Pressing the right arrow `→` will insert this suggestion.

Note: When suggestions are based on the history, don't forget to share one *History* object between consecutive `prompt()` calls.

Example:

```

from prompt_toolkit import prompt
from prompt_toolkit.history import InMemoryHistory
from prompt_toolkit.auto_suggest import AutoSuggestFromHistory

history = InMemoryHistory()

while True:
    text = prompt('> ', history=history, auto_suggest=AutoSuggestFromHistory())
    print('You said: %s' % text)

```

A suggestion does not have to come from the history. Any implementation of the *AutoSuggest* abstract base class can be passed as an argument.

Adding a bottom toolbar

Adding a bottom toolbar is as easy as passing a `get_bottom_toolbar_tokens` function to `prompt()`. The function is called every time the prompt is rendered (at least on every key stroke), so the bottom toolbar can be used to display dynamic information. It receives a `CommandLineInterface` and should return a list of tokens. The toolbar is always erased when the prompt returns.

```
from prompt_toolkit import prompt
from prompt_toolkit.styles import style_from_dict
from prompt_toolkit.token import Token

def get_bottom_toolbar_tokens(cli):
    return [(Token.Toolbar, ' This is a toolbar. ')]

style = style_from_dict({
    Token.Toolbar: '#ffffff bg:#333333',
})

text = prompt('> ', get_bottom_toolbar_tokens=get_bottom_toolbar_tokens,
             style=style)
print('You said: %s' % text)
```

The default token is `Token.Toolbar` and that will also be used to fill the background of the toolbar. *Styling* can be done by pointing to that token.



Adding a right prompt

The `prompt()` function has out of the box support for right prompts as well. People familiar to ZSH could recognise this as the `R_PROMPT` option.

So, similar to adding a bottom toolbar, we can pass a `get_rprompt_tokens` callable.

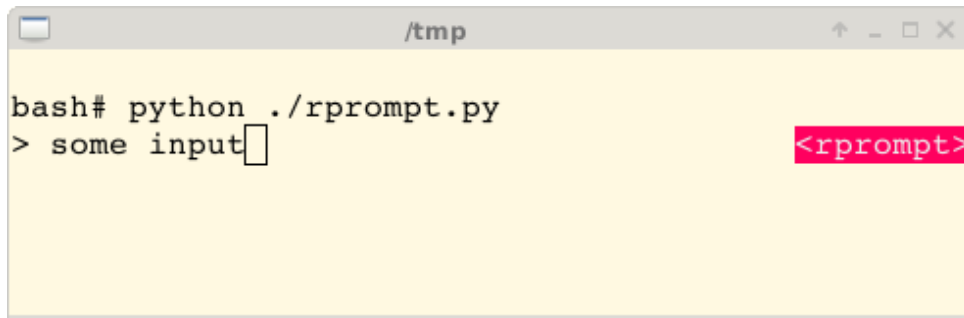
```
from prompt_toolkit import prompt
from prompt_toolkit.styles import style_from_dict
from prompt_toolkit.token import Token

example_style = style_from_dict({
    Token.RPrompt: 'bg:#ff0066 #ffffff',
})

def get_rprompt_tokens(cli):
    return [
        (Token, ' '),
        (Token.RPrompt, '<rprompt>'),
    ]
```



```
answer = prompt('> ', get_rprompt_tokens=get_rprompt_tokens,
                style=example_style)
```



```
bash# python ./rprompt.py
> some input <rprompt>
```

Vi input mode

Prompt-toolkit supports both Emacs and Vi key bindings, similar to Readline. The `prompt()` function will use Emacs bindings by default. This is done because on most operating systems, also the Bash shell uses Emacs bindings by default, and that is more intuitive. If however, Vi binding are required, just pass `vi_mode=True`.

```
from prompt_toolkit import prompt

prompt('> ', vi_mode=True)
```

Adding custom key bindings

The `prompt()` function accepts an optional `key_bindings_registry` argument. This should be a `Registry` instance which hold all of the key bindings.

It would be possible to create such a `Registry` class yourself, but usually, for a prompt, we would like to have at least the basic (Emacs/Vi) bindings and start from there. That's what the `KeyBindingManager` class does.

An example of a prompt that prints 'hello world' when Control-T is pressed.

```
from prompt_toolkit import prompt
from prompt_toolkit.key_binding.manager import KeyBindingManager
from prompt_toolkit.keys import Keys

manager = KeyBindingManager.for_prompt()

@manager.registry.add_binding(Keys.ControlT)
def _(event):
    def print_hello():
        print('hello world')
    event.cli.run_in_terminal(print_hello)

text = prompt('> ', key_bindings_registry=manager.registry)
print('You said: %s' % text)
```

Note that we use `run_in_terminal()`. This ensures that the output of the print-statement and the prompt don't mix up.

Enable key bindings according to a condition

Often, some key bindings can be enabled or disabled according to a certain condition. For instance, the Emacs and Vi bindings will never be active at the same time, but it is possible to switch between Emacs and Vi bindings at run time.

In order to enable a key binding according to a certain condition, we have to pass it a *CLIFilter*, usually a *Condition* instance. (*Read more about filters.*)

```
from prompt_toolkit import prompt
from prompt_toolkit.filters import Condition
from prompt_toolkit.key_binding.manager import KeyBindingManager
from prompt_toolkit.keys import Keys

manager = KeyBindingManager.for_prompt()

def is_active(cli):
    " Only activate key binding on the second half of each minute. "
    return datetime.datetime.now().second > 30

@manager.registry.add_binding(Keys.ControlT, filter=Condition(is_active))
def _(event):
    # ...
    pass

prompt('> ', key_bindings_registry=manager.registry)
```

Dynamically switch between Emacs and Vi mode

The *CommandLineInterface* has an *editing_mode* attribute. We can change the key bindings by changing this attribute from *EditingMode.VI* to *EditingMode.EMACS*.

```
from prompt_toolkit import prompt
from prompt_toolkit.filters import Condition
from prompt_toolkit.key_binding.manager import KeyBindingManager
from prompt_toolkit.keys import Keys

def run():
    # Create a set of key bindings.
    manager = KeyBindingManager.for_prompt()

    # Add an additional key binding for toggling this flag.
    @manager.registry.add_binding(Keys.F4)
    def _(event):
        " Toggle between Emacs and Vi mode. "
        cli = event.cli

        if cli.editing_mode == EditingMode.VI:
            cli.editing_mode = EditingMode.EMACS
        else:
            cli.editing_mode = EditingMode.VI

    # Add a toolbar at the bottom to display the current input mode.
    def get_bottom_toolbar_tokens(cli):
        " Display the current input mode. "
        text = 'Vi' if cli.editing_mode == EditingMode.VI else 'Emacs'
        return [
            (Token.Toolbar, ' [F4] %s ' % text)
```

```

    ]

    prompt('> ', key_bindings_registry=manager.registry,
            get_bottom_toolbar_tokens=get_bottom_toolbar_tokens)

run()

```

Other prompt options

Multiline input

Reading multiline input is as easy as passing the `multiline=True` parameter.

```

from prompt_toolkit import prompt

prompt('> ', multiline=True)

```

A side effect of this is that the enter key will now insert a newline instead of accepting and returning the input. The user will now have to press `Meta+Enter` in order to accept the input. (Or `Escape` followed by `Enter`.)

It is possible to specify a continuation prompt. This works by passing a `get_continuation_tokens` callable to `prompt`. This function can return a list of `(Token, text)` tuples. The width of the returned text should not exceed the given width. (The width of the prompt margin is defined by the prompt.)

```

def get_continuation_tokens(cli, width):
    return [(Token, '.' * width)]

prompt('> ', multiline=True,
      get_continuation_tokens=get_continuation_tokens)

```

Passing a default

A default value can be given:

```

from prompt_toolkit import prompt
import getpass

prompt('What is your name: ', default='%s' % getpass.getuser())

```

Mouse support

There is limited mouse support for positioning the cursor, for scrolling (in case of large multiline inputs) and for clicking in the autocompletion menu.

Enabling can be done by passing the `mouse_support=True` option.

```

from prompt_toolkit import prompt
import getpass

prompt('What is your name: ', mouse_support=True)

```

Line wrapping

Line wrapping is enabled by default. This is what most people are used to and this is what GNU readline does. When it is disabled, the input string will scroll horizontally.

```
from prompt_toolkit import prompt
import getpass

prompt('What is your name: ', wrap_lines=False)
```

Password input

When the `is_password=True` flag has been given, the input is replaced by asterisks (`*` characters).

```
from prompt_toolkit import prompt
import getpass

prompt('Enter password: ', is_password=True)
```

Prompt in an asyncio application

For `asyncio` applications, it's very important to never block the eventloop. However, `prompt()` is blocking, and calling this would freeze the whole application. A quick fix is to call this function via the `asyncio eventloop.run_in_executor`, but that would cause the user interface to run in another thread. (If we have custom key bindings for instance, it would be better to run them in the same thread as the other code.)

The answer is to run the `prompt_toolkit` interface on top of the `asyncio` event loop. Prompting the user for input is as simple as calling `prompt_async()`.

```
from prompt_toolkit import prompt_async

async def my_coroutine():
    while True:
        result = await prompt_async('Say something: ', patch_stdout=True)
        print('You said: %s' % result)
```

The `patch_stdout=True` parameter is optional, but it's recommended, because other coroutines could print to `stdout`. This option ensures that other output won't destroy the prompt.

Building full screen applications

`prompt_toolkit` can be used to create complex full screen terminal applications. Typically, an application consists of a layout (to describe the graphical part) and a set of key bindings.

The sections below describe the components required for full screen applications (or custom, non full screen applications), and how to assemble them together.

Warning: This is going to change.

The information below is still up to date, but we are planning to refactor some of the internal architecture of `prompt_toolkit`, to make it easier to build full screen applications. This will however be backwards-incompatible. The refactoring should probably be complete somewhere around half 2017.

Running the application

To run our final Full screen Application, we need three I/O objects, and an *Application* instance. These are passed as arguments to *CommandLineInterface*.

The three I/O objects are:

- An *EventLoop* instance. This is basically a while-true loop that waits for user input, and when it receives something (like a key press), it will send that to the application.
- An *Input* instance. This is an abstraction on the input stream (stdin).
- An *Output* instance. This is an abstraction on the output stream, and is called by the renderer.

The input and output objects are optional. However, the eventloop is always required.

We'll come back to what the *Application* instance is later.

So, the only thing we actually need in order to run an application is the following:

```
from prompt_toolkit.interface import CommandLineInterface
from prompt_toolkit.application import Application
from prompt_toolkit.shortcuts import create_eventloop

loop = create_eventloop()
application = Application()
cli = CommandLineInterface(application=application, eventloop=loop)
# cli.run()
print('Exiting')
```

Note: In the example above, we don't run the application yet, as otherwise it will hang indefinitely waiting for a signal to exit the event loop. This is why the *cli.run()* part is commented.

(Actually, it would accept the *Enter* key by default. But that's only because by default, a buffer called *DEFAULT_BUFFER* has the focus; its *AcceptAction* is configured to return the result when accepting, and there is a default *Enter* key binding that calls the *AcceptAction* of the currently focussed buffer. However, the content of the *DEFAULT_BUFFER* buffer is not yet visible, so it's hard to see what's going on.)

Let's now bind a keyboard shortcut to exit:

Key bindings

In order to react to user actions, we need to create a registry of keyboard shortcuts to pass to our *Application*. The easiest way to do so, is to create a *KeyBindingManager*, and then attach handlers to our desired keys. *Keys* contains a few predefined keyboards shortcut that can be useful.

To create a *registry*, we can simply instantiate a *KeyBindingManager* and take its *registry* attribute:

```
from prompt_toolkit.key_binding.manager import KeyBindingManager
manager = KeyBindingManager()
registry = manager.registry
```

Update the *Application* constructor, and pass the registry as one of the argument.

```
application = Application(key_bindings_registry=registry)
```

To register a new keyboard shortcut, we can use the *add_binding()* method as a decorator of the key handler:

```

from prompt_toolkit.keys import Keys

@registry.add_binding(Keys.ControlQ, eager=True)
def exit_(event):
    """
    Pressing Ctrl-Q will exit the user interface.

    Setting a return value means: quit the event loop that drives the user
    interface and return this value from the `CommandLineInterface.run()` call.
    """
    event.cli.set_return_value(None)

```

In this particular example we use `eager=True` to trigger the callback as soon as the shortcut *Ctrl-Q* is pressed. The callback is named `exit_` for clarity, but it could have been named `_` (underscore) as well, because the we won't refer to this name.

Creating a layout

A *layout* is a composition of *Container* and *UIControl* that will describe the disposition of various element on the user screen.

Various Layouts can refer to *Buffers* that have to be created and pass to the application separately. This allow an application to have its layout changed, without having to reconstruct buffers. You can imagine for example switching from an horizontal to a vertical split panel layout and vice versa,

There are two types of classes that have to be combined to construct a layout:

- **containers** (*Container* instances), which arrange the layout
- **user controls** (*UIControl* instances), which generate the actual content

Note: An important difference:

- containers use *absolute coordinates*, and paint on a *Screen* instance.
 - user controls create a *UIContent* instance. This is a collection of lines that represent the actual content. A *UIControl* is not aware of the screen.
-

Abstract base class	Examples
<i>Container</i>	<i>HSplit VSplit FloatContainer Window</i>
<i>UIControl</i>	<i>BufferControl TokenListControl FillControl</i>

The *Window* class itself is particular: it is a *Container* that can contain a *UIControl*. Thus, it's the adaptor between the two.

The *Window* class also takes care of scrolling the content if the user control created a *Screen* that is larger than what was available to the *Window*.

Here is an example of a layout that displays the content of the default buffer on the left, and displays "Hello world" on the right. In between it shows a vertical line:

```

from prompt_toolkit.enums import DEFAULT_BUFFER
from prompt_toolkit.layout.containers import VSplit, Window
from prompt_toolkit.layout.controls import BufferControl, FillControl, _
↪TokenListControl
from prompt_toolkit.layout.dimension import LayoutDimension as D

from pygments.token import Token

```

```

layout = VSplit([
    # One window that holds the BufferControl with the default buffer on the
    # left.
    Window(content=BufferControl(buffer_name=DEFAULT_BUFFER)),

    # A vertical line in the middle. We explicitly specify the width, to make
    # sure that the layout engine will not try to divide the whole width by
    # three for all these windows. The `FillControl` will simply fill the whole
    # window by repeating this character.
    Window(width=D.exact(1),
            content=FillControl('|', token=Token.Line)),

    # Display the text 'Hello world' on the right.
    Window(content=TokenListControl(
        get_tokens=lambda cli: [(Token, 'Hello world')])),
])

```

The previous section explains how to create an application, you can just pass the currently created *layout* when you create the *Application* instance using the `layout=` keyword argument.

```
app = Application(..., layout=layout, ...)
```

The rendering flow

Understanding the rendering flow is important for understanding how *Container* and *UIControl* objects interact. We will demonstrate it by explaining the flow around a *BufferControl*.

Note: A *BufferControl* is a *UIControl* for displaying the content of a *Buffer*. A buffer is the object that holds any editable region of text. Like all controls, it has to be wrapped into a *Window*.

Let's take the following code:

```

from prompt_toolkit.enums import DEFAULT_BUFFER
from prompt_toolkit.layout.containers import Window
from prompt_toolkit.layout.controls import BufferControl

Window(content=BufferControl(buffer_name=DEFAULT_BUFFER))

```

What happens when a *Renderer* objects wants a *Container* to be rendered on a certain *Screen*?

The visualisation happens in several steps:

1. The *Renderer* calls the `write_to_screen()` method of a *Container*. This is a request to paint the layout in a rectangle of a certain size.

The *Window* object then requests the *UIControl* to create a *UIContent* instance (by calling `create_content()`). The user control receives the dimensions of the window, but can still decide to create more or less content.

Inside the `create_content()` method of *UIControl*, there are several steps:

- (a) First, the buffer's text is passed to the `lex_document()` method of a *Lexer*. This returns a function which for a given line number, returns a token list for that line (that's a list of `(Token, text)` tuples).
- (b) The token list is passed through a list of *Processor* objects. Each processor can do a transformation for each line. (For instance, they can insert or replace some text.)

(c) The *UIControl* returns a *UIContent* instance which generates such a token lists for each lines.

The *Window* receives the *UIContent* and then:

5. It calculates the horizontal and vertical scrolling, if applicable (if the content would take more space than what is available).
6. The content is copied to the correct absolute position *Screen*, as requested by the *Renderer*. While doing this, the *Window* can possible wrap the lines, if line wrapping was configured.

Note that this process is lazy: if a certain line is not displayed in the *Window*, then it is not requested from the *UIContent*. And from there, the line is not passed through the processors or even asked from the *Lexer*.

Input processors

An *Processor* is an object that processes the tokens of a line in a *BufferControl* before it's passed to a *UIContent* instance.

Some build-in processors:

Processor	Usage:
<i>HighlightSearchProcessor</i>	Highlight the current search results.
<i>HighlightSelectionProcessor</i>	Highlight the selection.
<i>PasswordProcessor</i>	Display input as asterisks. (* characters).
<i>BracketsMismatchProcessor</i>	Highlight open/close mismatches for brackets.
<i>BeforeInput</i>	Insert some text before.
<i>AfterInput</i>	Insert some text after.
<i>AppendAutoSuggestion</i>	Append auto suggestion text.
<i>ShowLeadingWhiteSpaceProcessor</i>	Visualise leading whitespace.
<i>ShowTrailingWhiteSpaceProcessor</i>	Visualise trailing whitespace.
<i>TabsProcessor</i>	Visualise tabs as <i>n</i> spaces, or some symbols.

The `TokenListControl`

Custom user controls

The `Window` class

The *Window* class exposes many interesting functionality that influences the behaviour of user controls.

Buffers

The focus stack

The `Application` instance

The *Application* instance is where all the components for a `prompt_toolkit` application come together.

Note: Actually, not *all* the components; just everything that is not dependent on I/O (i.e. all components except for the eventloop and the input/output objects).

This way, it's possible to create an *Application* instance and later decide to run it on an asyncio eventloop or in a telnet server.

```

from prompt_toolkit.application import Application

application = Application(
    layout=layout,
    key_bindings_registry=registry,

    # Let's add mouse support as well.
    mouse_support=True,

    # For fullscreen:
    use_alternate_screen=True)

```

We are talking about full screen applications, so it's important to pass `use_alternate_screen=True`. This switches to the alternate terminal buffer.

Filters (reactivity)

Many places in *prompt_toolkit* expect a boolean. For instance, for determining the visibility of some part of the layout (it can be either hidden or visible), or a key binding filter (the binding can be active or not) or the `wrap_lines` option of *BufferControl*, etc.

These booleans however are often dynamic and can change at runtime. For instance, the search toolbar should only be visible when the user is actually searching (when the search buffer has the focus). The `wrap_lines` option could be changed with a certain key binding. And that key binding could only work when the default buffer got the focus.

In *prompt_toolkit*, we decided to reduce the amount of state in the whole framework, and apply a simple kind of reactive programming to describe the flow of these booleans as expressions. (It's one-way only: if a key binding needs to know whether it's active or not, it can follow this flow by evaluating an expression.)

There are two kind of expressions:

- *SimpleFilter*, which wraps an expression that takes no input, and evaluates to a boolean.
- *CLIFilter*, which takes a *CommandLineInterface* as input.

Most code in *prompt_toolkit* that expects a boolean will also accept a *CLIFilter*.

One way to create a *CLIFilter* instance is by creating a *Condition*. For instance, the following condition will evaluate to `True` when the user is searching:

```

from prompt_toolkit.filters import Condition
from prompt_toolkit.enums import DEFAULT_BUFFER

is_searching = Condition(lambda cli: cli.is_searching)

```

This filter can then be used in a key binding, like in the following snippet:

```

from prompt_toolkit.key_binding.manager import KeyBindingManager

manager = KeyBindingManager.for_prompt()

@manager.registry.add_binding(Keys.ControlT, filter=is_searching)
def _(event):
    # Do, something, but only when searching.
    pass

```

There are many built-in filters, ready to use:

- `HasArg`

- HasCompletions
- HasFocus
- InFocusStack
- HasSearch
- HasSelection
- HasValidationError
- IsAborting
- IsDone
- IsMultiline
- IsReadOnly
- IsReturning
- RendererHeightIsKnown

Further, these filters can be chained by the & and | operators or negated by the ~ operator.

Some examples:

```
from prompt_toolkit.key_binding.manager import KeyBindingManager
from prompt_toolkit.filters import HasSearch, HasSelection

manager = KeyBindingManager()

@manager.registry.add_binding(Keys.ControlT, filter=~is_searching)
def _(event):
    # Do, something, but not when when searching.
    pass

@manager.registry.add_binding(Keys.ControlT, filter=HasSearch() | HasSelection())
def _(event):
    # Do, something, but not when when searching.
    pass
```

Input hooks

Running on the asyncio event loop

Architecture

TODO: this is a little outdated.

```
+-----+
|   InputStream   |
|   =====   |
|   - Parses the input stream coming from a VT100 |
|     compatible terminal. Translates it into data input |
|     and control characters. Calls the corresponding |
|     handlers of the `InputStreamHandler` instance. |
|                                                     |
|   e.g. Translate '\x1b[6~' into "Keys.PageDown", call |
+-----+
```



```

| asks the layout what the output should look like. |
| - The layout operates on a `Screen` object that he |
|   received from the `Renderer` and will put the |
|   toolbars, menus, highlighted content and prompt |
|   in place. |
| |
| +-----+ |
| | Menus, toolbars, prompt |
| | ===== |
| | |
| +-----+ |
+-----+
|
| v
+-----+
|
| Renderer |
| ===== |
| - Calculates the difference between the last output |
|   and the new one and writes it to the terminal |
|   output. |
+-----+

```

Reference

Application

class `prompt_toolkit.application.AbortAction`
 Actions to take on an Exit or Abort exception.

class `prompt_toolkit.application.Application` (*layout=None, buffer=None, buffers=None, initial_focussed_buffer=u'DEFAULT_BUFFER', style=None, key_bindings_registry=None, clipboard=None, on_abort=u'raise-exception', on_exit=u'raise-exception', use_alternate_screen=False, mouse_support=False, get_title=None, paste_mode=False, ignore_case=False, editing_mode=u'EMACS', erase_when_done=False, reverse_vi_search_direction=False, on_input_timeout=None, on_start=None, on_stop=None, on_reset=None, on_initialize=None, on_buffer_changed=None, on_render=None, on_invalidate=None*)

Application class to be passed to a [CommandLineInterface](#).

This contains all customizable logic that is not I/O dependent. (So, what is independent of event loops, input and output.)

This way, such an [Application](#) can run easily on several [CommandLineInterface](#) instances, each with a different I/O backends. that runs for instance over telnet, SSH or any other I/O backend.

Parameters

- **layout** – A *Container* instance.
- **buffer** – A *Buffer* instance for the default buffer.
- **initial_focussed_buffer** – Name of the buffer that is focussed during start-up.
- **key_bindings_registry** – *BaseRegistry* instance for the key bindings.
- **clipboard** – *Clipboard* to use.
- **on_abort** – What to do when Control-C is pressed.
- **on_exit** – What to do when Control-D is pressed.
- **use_alternate_screen** – When True, run the application on the alternate screen buffer.
- **get_title** – Callable that returns the current title to be displayed in the terminal.
- **erase_when_done** – (bool) Clear the application output when it finishes.
- **reverse_vi_search_direction** – Normally, in Vi mode, a ‘/’ searches forward and a ‘?’ searches backward. In readline mode, this is usually reversed.

Filters:

Parameters

- **mouse_support** – (*CLIFilter* or boolean). When True, enable mouse support.
- **paste_mode** – *CLIFilter* or boolean.
- **ignore_case** – *CLIFilter* or boolean.
- **editing_mode** – *EditMode*.

Callbacks (all of these should accept a *CommandLineInterface* object as input.)

Parameters

- **on_input_timeout** – Called when there is no input for x seconds. (Fired when any eventloop.onInputTimeout is fired.)
- **on_start** – Called when reading input starts.
- **on_stop** – Called when reading input ends.
- **on_reset** – Called during reset.
- **on_buffer_changed** – Called when the content of a buffer has been changed.
- **on_initialize** – Called after the *CommandLineInterface* initializes.
- **on_render** – Called right after rendering.
- **on_invalidate** – Called when the UI has been invalidated.

Buffer

Data structures for the Buffer. It holds the text, cursor position, history, etc...

exception `prompt_toolkit.buffer.EditReadOnlyBuffer`

Attempt editing of read-only *Buffer*.

class `prompt_toolkit.buffer.AcceptAction` (*handler=None*)

What to do when the input is accepted by the user. (When Enter was pressed in the command line.)

Parameters handler – (optional) A callable which takes a *CommandLineInterface* and *Document*. It is called when the user accepts input.

is_returnable

True when there is something handling accept.

classmethod run_in_terminal (*handler*, *render_cli_done=False*)

Create an *AcceptAction* that runs the given handler in the terminal.

Parameters render_cli_done – When True, render the interface in the ‘Done’ state first, then execute the function. If False, erase the interface instead.

validate_and_handle (*cli*, *buffer*)

Validate buffer and handle the accept action.

```
class prompt_toolkit.buffer.Buffer (completer=None,          auto_suggest=None,          his-
                                     tory=None,          validator=None,          tempfile_suffix='u',
                                     is_multiline=False, complete_while_typing=False, enable_history_search=False,
                                     initial_document=None, accept_action=<prompt_toolkit.buffer.AcceptAction
                                     object>, read_only=False, on_text_changed=None,
                                     on_text_insert=None, on_cursor_position_changed=None)
```

The core data structure that holds the text and cursor position of the current input line and implements all text manipulations on top of it. It also implements the history, undo stack and the completion state.

Parameters

- **completer** – *Completer* instance.
- **history** – *History* instance.
- **tempfile_suffix** – Suffix to be appended to the tempfile for the ‘open in editor’ function.

Events:

Parameters

- **on_text_changed** – When the buffer text changes. (Callable on None.)
- **on_text_insert** – When new text is inserted. (Callable on None.)
- **on_cursor_position_changed** – When the cursor moves. (Callable on None.)

Filters:

Parameters

- **is_multiline** – *SimpleFilter* to indicate whether we should consider this buffer a multiline input. If so, key bindings can decide to insert newlines when pressing [Enter]. (Instead of accepting the input.)
- **complete_while_typing** – *SimpleFilter* instance. Decide whether or not to do asynchronous autocompleting while typing.
- **enable_history_search** – *SimpleFilter* to indicate when up-arrow partial string matching is enabled. It is advised to not enable this at the same time as *complete_while_typing*, because when there is an autocompletion found, the up arrows usually browse through the completions, rather than through the history.
- **read_only** – *SimpleFilter*. When True, changes will not be allowed.

append_to_history ()

Append the current input to the history. (Only if valid input.)

apply_completion (*completion*)

Insert a given completion.

apply_search (*search_state*, *include_current_position=True*, *count=1*)

Apply search. If something is found, set *working_index* and *cursor_position*.

auto_down (*count=1*, *go_to_start_of_line_if_history_changes=False*)

If we're not on the last line (of a multiline input) go a line down, otherwise go forward in history. (If nothing is selected.)

auto_up (*count=1*, *go_to_start_of_line_if_history_changes=False*)

If we're not on the first line (of a multiline input) go a line up, otherwise go back in history. (If nothing is selected.)

cancel_completion ()

Cancel completion, go back to the original text.

complete_next (*count=1*, *disable_wrap_around=False*)

Browse to the next completions. (Does nothing if there are no completion.)

complete_previous (*count=1*, *disable_wrap_around=False*)

Browse to the previous completions. (Does nothing if there are no completion.)

copy_selection (*_cut=False*)

Copy selected text and return *ClipboardData* instance.

cursor_down (*count=1*)

(for multiline edit). Move cursor to the next line.

cursor_up (*count=1*)

(for multiline edit). Move cursor to the previous line.

cut_selection ()

Delete selected text and return *ClipboardData* instance.

delete (*count=1*)

Delete specified number of characters and Return the deleted text.

delete_before_cursor (*count=1*)

Delete specified number of characters before cursor and return the deleted text.

document

Return *Document* instance from the current text, cursor position and selection state.

document_for_search (*search_state*)

Return a *Document* instance that has the text/cursor position for this search, if we would apply it. This will be used in the *BufferControl* to display feedback while searching.

get_search_position (*search_state*, *include_current_position=True*, *count=1*)

Get the cursor position for this search. (This operation won't change the *working_index*. It's won't go through the history. Vi text objects can't span multiple items.)

go_to_completion (*index*)

Select a completion from the list of current completions.

go_to_history (*index*)

Go to this item in the history.

history_backward (*count=1*)

Move backwards through history.

history_forward (*count=1*)

Move forwards through the history.

Parameters count – Amount of items to move forward.

insert_line_above (*copy_margin=True*)

Insert a new line above the current one.

insert_line_below (*copy_margin=True*)

Insert a new line below the current one.

insert_text (*data, overwrite=False, move_cursor=True, fire_event=True*)

Insert characters at cursor position.

Parameters fire_event – Fire *on_text_insert* event. This is mainly used to trigger auto-completion while typing.

join_next_line (*separator=u' '*)

Join the next line to the current one by deleting the line ending after the current line.

join_selected_lines (*separator=u' '*)

Join the selected lines.

newline (*copy_margin=True*)

Insert a line ending at the current position.

open_in_editor (*cli*)

Open code in editor.

Parameters cli – *CommandLineInterface* instance.

paste_clipboard_data (*data, paste_mode=u'EMACS', count=1*)

Insert the data from the clipboard.

reset (*initial_document=None, append_to_history=False*)

Parameters append_to_history – Append current input to history first.

save_to_undo_stack (*clear_redo_stack=True*)

Save current state (input text and cursor position), so that we can restore it by calling undo.

set_completions (*completions, go_to_first=True, go_to_last=False*)

Start completions. (Generate list of completions and initialize.)

set_document (*value, bypass_readonly=False*)

Set *Document* instance. Like the *document* property, but accept an *bypass_readonly* argument.

Parameters bypass_readonly – When True, don't raise an *EditReadOnlyBuffer* exception, even when the buffer is read-only.

start_history_lines_completion ()

Start a completion based on all the other lines in the document and the history.

start_selection (*selection_type=u'CHARACTERS'*)

Take the current cursor position as the start of this selection.

swap_characters_before_cursor ()

Swap the last two characters before the cursor.

transform_current_line (*transform_callback*)

Apply the given transformation function to the current line.

Parameters transform_callback – callable that takes a string and return a new string.

transform_lines (*line_index_iterator, transform_callback*)

Transforms the text on a range of lines. When the iterator yield an index not in the range of lines that the document contains, it skips them silently.

To uppercase some lines:

```
new_text = transform_lines(range(5,10), lambda text: text.upper())
```

Parameters

- **line_index_iterator** – Iterator of line numbers (int)
- **transform_callback** – callable that takes the original text of a line, and return the new text for this line.

Returns The new text.

transform_region (*from_*, *to*, *transform_callback*)

Transform a part of the input string.

Parameters

- **from** – (int) start position.
- **to** – (int) end position.
- **transform_callback** – Callable which accepts a string and returns the transformed string.

validate ()

Returns *True* if valid.

yank_last_arg (*n=None*)

Like *yank_nth_arg*, but if no argument has been given, yank the last word by default.

yank_nth_arg (*n=None*, *_yank_last_arg=False*)

Pick *n*th word from previous history entry (depending on current *yank_nth_arg_state*) and insert it at current position. Rotate through history if called repeatedly. If no *n* has been given, take the first argument. (The second word.)

Parameters *n* – (None or int), The index of the word from the previous line to take.

`prompt_toolkit.buffer.indent` (*buffer*, *from_row*, *to_row*, *count=1*)

Indent text of a *Buffer* object.

`prompt_toolkit.buffer.unindent` (*buffer*, *from_row*, *to_row*, *count=1*)

Unindent text of a *Buffer* object.

`prompt_toolkit.buffer.reshape_text` (*buffer*, *from_row*, *to_row*)

Reformat text, taking the width into account. *to_row* is included. (Vi ‘gq’ operator.)

Selection

Data structures for the selection.

class `prompt_toolkit.selection.SelectionType`

Type of selection.

class `prompt_toolkit.selection.SelectionState` (*original_cursor_position=0*,
type=u'CHARACTERS')

State of the current selection.

Parameters

- **original_cursor_position** – int

- **type** – *SelectionType*

Clipboard

Clipboard for command line interface.

class `prompt_toolkit.clipboard.base.Clipboard`

Abstract baseclass for clipboards. (An implementation can be in memory, it can share the X11 or Windows keyboard, or can be persistent.)

get_data ()

Return clipboard data.

rotate ()

For Emacs mode, rotate the kill ring.

set_data (*data*)

Set data to the clipboard.

Parameters *data* – *ClipboardData* instance.

set_text (*text*)

Shortcut for setting plain text on clipboard.

class `prompt_toolkit.clipboard.base.ClipboardData` (*text=u'', type=u'CHARACTERS'*)

Text on the clipboard.

Parameters

- **text** – string
- **type** – *SelectionType*

class `prompt_toolkit.clipboard.in_memory.InMemoryClipboard` (*data=None, max_size=60*)

Default clipboard implementation. Just keep the data in memory.

This implements a kill-ring, for Emacs mode.

Auto completion

class `prompt_toolkit.completion.Completion` (*text, start_position=0, display=None, display_meta=None, get_display_meta=None*)

Parameters

- **text** – The new string that will be inserted into the document.
- **start_position** – Position relative to the `cursor_position` where the new text will start. The text will be inserted between the `start_position` and the original cursor position.
- **display** – (optional string) If the completion has to be displayed differently in the completion menu.
- **display_meta** – (Optional string) Meta information about the completion, e.g. the path or source where it's coming from.
- **get_display_meta** – Lazy *display_meta*. Retrieve meta information only when meta is displayed.

new_completion_from_position (*position*)

(Only for internal use!) Get a new completion by splitting this one. Used by *CommandLineInterface* when it needs to have a list of new completions after inserting the common prefix.

class `prompt_toolkit.completion.Completer`
Base class for completer implementations.

get_completions (*document*, *complete_event*)
Yield *Completion* instances.

Parameters

- **document** – *Document* instance.
- **complete_event** – *CompleteEvent* instance.

class `prompt_toolkit.completion.CompleteEvent` (*text_inserted=False*, *completion_requested=False*)

Event that called the completer.

Parameters

- **text_inserted** – When True, it means that completions are requested because of a text insert. (*Buffer.complete_while_typing*.)
- **completion_requested** – When True, it means that the user explicitly pressed the *Tab* key in order to view the completions.

These two flags can be used for instance to implemented a completer that shows some completions when *Tab* has been pressed, but not automatically when the user presses a space. (Because of *complete_while_typing*.)

`prompt_toolkit.completion.get_common_complete_suffix` (*document*, *completions*)
Return the common prefix for all completions.

Document

The *Document* that implements all the text operations/querying.

class `prompt_toolkit.document.Document` (*text=u''*, *cursor_position=None*, *selection=None*)
This is a immutable class around the text and cursor position, and contains methods for querying this data, e.g. to give the text before the cursor.

This class is usually instantiated by a *Buffer* object, and accessed as the *document* property of that class.

Parameters

- **text** – string
- **cursor_position** – int
- **selection** – *SelectionState*

char_before_cursor
Return character before the cursor or an empty string.

current_char
Return character under cursor or an empty string.

current_line
Return the text on the line where the cursor is. (when the input consists of just one line, it equals *text*.)

current_line_after_cursor
Text from the cursor until the end of the line.

current_line_before_cursor

Text from the start of the line until the cursor.

cursor_position

The document cursor position.

cursor_position_col

Current column. (0-based.)

cursor_position_row

Current row. (0-based.)

cut_selection()

Return a (*Document*, *ClipboardData*) tuple, where the document represents the new document when the selection is cut, and the clipboard data, represents whatever has to be put on the clipboard.

empty_line_count_at_the_end()

Return number of empty lines at the end of the document.

end_of_paragraph (*count=1*, *after=False*)

Return the end of the current paragraph. (Relative cursor position.)

find (*sub*, *in_current_line=False*, *include_current_position=False*, *ignore_case=False*, *count=1*)

Find *text* after the cursor, return position relative to the cursor position. Return *None* if nothing was found.

Parameters *count* – Find the n-th occurrence.

find_all (*sub*, *ignore_case=False*)

Find all occurrences of the substring. Return a list of absolute positions in the document.

find_backwards (*sub*, *in_current_line=False*, *ignore_case=False*, *count=1*)

Find *text* before the cursor, return position relative to the cursor position. Return *None* if nothing was found.

Parameters *count* – Find the n-th occurrence.

find_boundaries_of_current_word (*WORD=False*, *include_leading_whitespace=False*, *include_trailing_whitespace=False*)

Return the relative boundaries (startpos, endpos) of the current word under the cursor. (This is at the current line, because line boundaries obviously don't belong to any word.) If not on a word, this returns (0,0)

find_enclosing_bracket_left (*left_ch*, *right_ch*, *start_pos=None*)

Find the left bracket enclosing current position. Return the relative position to the cursor position.

When *start_pos* is given, don't look past the position.

find_enclosing_bracket_right (*left_ch*, *right_ch*, *end_pos=None*)

Find the right bracket enclosing current position. Return the relative position to the cursor position.

When *end_pos* is given, don't look past the position.

find_matching_bracket_position (*start_pos=None*, *end_pos=None*)

Return relative cursor position of matching [, (, { or < bracket.

When *start_pos* or *end_pos* are given. Don't look past the positions.

find_next_matching_line (*match_func*, *count=1*)

Look downwards for empty lines. Return the line index, relative to the current line.

find_next_word_beginning (*count=1*, *WORD=False*)

Return an index relative to the cursor position pointing to the start of the next word. Return *None* if nothing was found.

find_next_word_ending (*include_current_position=False, count=1, WORD=False*)

Return an index relative to the cursor position pointing to the end of the next word. Return *None* if nothing was found.

find_previous_matching_line (*match_func, count=1*)

Look upwards for empty lines. Return the line index, relative to the current line.

find_previous_word_beginning (*count=1, WORD=False*)

Return an index relative to the cursor position pointing to the start of the previous word. Return *None* if nothing was found.

find_previous_word_ending (*count=1, WORD=False*)

Return an index relative to the cursor position pointing to the end of the previous word. Return *None* if nothing was found.

find_start_of_previous_word (*count=1, WORD=False*)

Return an index relative to the cursor position pointing to the start of the previous word. Return *None* if nothing was found.

get_column_cursor_position (*column*)

Return the relative cursor position for this column at the current line. (It will stay between the boundaries of the line in case of a larger number.)

get_cursor_down_position (*count=1, preferred_column=None*)

Return the relative cursor position (character index) where we would be if the user pressed the arrow-down button.

Parameters preferred_column – When given, go to this column instead of staying at the current column.

get_cursor_left_position (*count=1*)

Relative position for cursor left.

get_cursor_right_position (*count=1*)

Relative position for cursor_right.

get_cursor_up_position (*count=1, preferred_column=None*)

Return the relative cursor position (character index) where we would be if the user pressed the arrow-up button.

Parameters preferred_column – When given, go to this column instead of staying at the current column.

get_end_of_document_position ()

Relative position for the end of the document.

get_end_of_line_position ()

Relative position for the end of this line.

get_start_of_document_position ()

Relative position for the start of the document.

get_start_of_line_position (*after_whitespace=False*)

Relative position for the start of this line.

get_word_before_cursor (*WORD=False*)

Give the word before the cursor. If we have whitespace before the cursor this returns an empty string.

get_word_under_cursor (*WORD=False*)

Return the word, currently below the cursor. This returns an empty string when the cursor is on a whitespace region.

has_match_at_current_position (*sub*)

True when this substring is found at the cursor position.

insert_after (*text*)

Create a new document, with this text inserted after the buffer. It keeps selection ranges and cursor position in sync.

insert_before (*text*)

Create a new document, with this text inserted before the buffer. It keeps selection ranges and cursor position in sync.

is_cursor_at_the_end

True when the cursor is at the end of the text.

is_cursor_at_the_end_of_line

True when the cursor is at the end of this line.

last_non_blank_of_current_line_position ()

Relative position for the last non blank character of this line.

leading_whitespace_in_current_line

The leading whitespace in the left margin of the current line.

line_count

Return the number of lines in this document. If the document ends with a trailing n, that counts as the beginning of a new line.

lines

Array of all the lines.

lines_from_current

Array of the lines starting from the current line, until the last line.

on_first_line

True when we are at the first line.

on_last_line

True when we are at the last line.

paste_clipboard_data (*data*, *paste_mode=u'EMACS'*, *count=1*)

Return a new *Document* instance which contains the result if we would paste this data at the current cursor position.

Parameters

- **paste_mode** – Where to paste. (Before/after/emacs.)
- **count** – When >1, Paste multiple times.

selection

SelectionState object.

selection_range ()

Return (from, to) tuple of the selection. start and end position are included.

This doesn't take the selection type into account. Use *selection_ranges* instead.

selection_range_at_line (*row*)

If the selection spans a portion of the given line, return a (from, to) tuple. Otherwise, return None.

selection_ranges ()

Return a list of (from, to) tuples for the selection or none if nothing was selected. start and end position are always included in the selection.

This will yield several (from, to) tuples in case of a BLOCK selection.

start_of_paragraph (*count=1, before=False*)

Return the start of the current paragraph. (Relative cursor position.)

text

The document text.

translate_index_to_position (*index*)

Given an index for the text, return the corresponding (row, col) tuple. (0-based. Returns (0, 0) for index=0.)

translate_row_col_to_index (*row, col*)

Given a (row, col) tuple, return the corresponding index. (Row and col params are 0-based.)

Negative row/col values are turned into zero.

Enums

History

class `prompt_toolkit.history.FileHistory` (*filename*)

History class that stores all strings in a file.

class `prompt_toolkit.history.History`

Base History interface.

append (*string*)

Append string to history.

class `prompt_toolkit.history.InMemoryHistory`

History class that keeps a list of all strings in memory.

Interface

The main *CommandLineInterface* class and logic.

class `prompt_toolkit.interface.AbortAction`

Actions to take on an Exit or Abort exception.

class `prompt_toolkit.interface.CommandLineInterface` (*application, eventloop=None, input=None, output=None*)

Wrapper around all the other classes, tying everything together.

Typical usage:

```
application = Application(...)
cli = CommandLineInterface(application, eventloop)
result = cli.run()
print(result)
```

Parameters

- **application** – *Application* instance.
- **eventloop** – The *EventLoop* to be used when *run* is called. The easiest way to create an eventloop is by calling *create_eventloop()*.
- **input** – *Input* instance.
- **output** – *Output* instance. (Probably *Vt100_Output* or *Win32Output*.)

abort ()

Set abort. When Control-C has been pressed.

add_buffer (name, buffer, focus=False)

Insert a new buffer.

current_buffer

The currently focussed *Buffer*.

(This returns a dummy *Buffer* when none of the actual buffers has the focus. In this case, it's really not practical to check for *None* values or catch exceptions every time.)

current_buffer_name

The name of the current *Buffer*. (Or *None*.)

exit ()

Set exit. When Control-D has been pressed.

focus (buffer_name)

Focus the buffer with the given name on the focus stack.

in_paste_mode

True when we are in paste mode.

invalidate ()

Thread safe way of sending a repaint trigger to the input event loop.

is_aborting

True when the abort flag as been set.

is_exiting

True when the exit flag as been set.

is_ignoring_case

True when we currently ignore casing.

is_returning

True when a return value has been set.

is_searching

True when we are searching.

patch_stdout_context (raw=False, patch_stdout=True, patch_stderr=True)

Return a context manager that will replace `sys.stdout` with a proxy that makes sure that all printed text will appear above the prompt, and that it doesn't destroy the output from the renderer.

Parameters

- **patch_stdout** – Replace `sys.stdout`.
- **patch_stderr** – Replace `sys.stderr`.

pop_focus ()

Pop from the focus stack.

print_tokens (tokens, style=None)

Print a list of (Token, text) tuples to the output. (When the UI is running, this method has to be called through `run_in_terminal`, otherwise it will destroy the UI.)

Parameters style – Style class to use. Defaults to the active style in the CLI.

push_focus (buffer_name)

Push to the focus stack.

request_redraw()

Thread safe way of sending a repaint trigger to the input event loop.

reset (*reset_current_buffer=False*)

Reset everything, for reading the next input.

Parameters **reset_current_buffer** – XXX: not used anymore. The reason for having this option in the past was when this `CommandLineInterface` is run multiple times, that we could reset the buffer content from the previous run. This is now handled in the `AcceptAction`.

return_value()

Get the return value. Not that this method can throw an exception.

run (*reset_current_buffer=False, pre_run=None*)

Read input from the command line. This runs the eventloop until a return value has been set.

Parameters

- **reset_current_buffer** – XXX: Not used anymore.
- **pre_run** – Callable that is called right after the reset has taken place. This allows custom initialisation.

run_application_generator (*coroutine, render_cli_done=False*)

EXPERIMENTAL Like `run_in_terminal`, but takes a generator that can yield `Application` instances.

Example:

```
def f(): yield Application1(...) print('.') yield Application2(...)
cli.run_in_terminal_async(f)
```

The values which are yielded by the given coroutine are supposed to be `Application` instances that run in the current CLI, all other code is supposed to be CPU bound, so except for yielding the applications, there should not be any user interaction or I/O in the given function.

run_async (*reset_current_buffer=True, pre_run=None*)

Same as `run`, but this returns a coroutine.

This is only available on Python >3.3, with `asyncio`.

run_in_terminal (*func, render_cli_done=False, cooked_mode=True*)

Run function on the terminal above the prompt.

What this does is first hiding the prompt, then running this callable (which can safely output to the terminal), and then again rendering the prompt which causes the output of this function to scroll above the prompt.

Parameters

- **func** – The callable to execute.
- **render_cli_done** – When True, render the interface in the ‘Done’ state first, then execute the function. If False, erase the interface first.
- **cooked_mode** – When True (the default), switch the input to cooked mode while executing the function.

Returns the result of `func`.

run_sub_application (*application, done_callback=None, erase_when_done=False, from_application_generator=False*)

Run a sub `Application`.

This will suspend the main application and display the sub application until that one returns a value. The value is returned by calling *done_callback* with the result.

The sub application will share the same I/O of the main application. That means, it uses the same input and output channels and it shares the same event loop.

Note: Technically, it gets another Eventloop instance, but that is only a proxy to our main event loop. The reason is that calling ‘stop’ –which returns the result of an application when it’s done– is handled differently.

run_system_command (*command*)

Run system command (While hiding the prompt. When finished, all the output will scroll above the prompt.)

Parameters **command** – Shell command to be executed.

set_abort ()

Set abort. When Control-C has been pressed.

set_exit ()

Set exit. When Control-D has been pressed.

set_return_value (*document*)

Set a return value. The eventloop can retrieve the result it by calling *return_value*.

start_completion (*buffer_name=None, select_first=False, select_last=False, insert_common_part=False, complete_event=None*)

Start asynchronous autocompletion of this buffer. (This will do nothing if a previous completion was still in progress.)

stdout_proxy (*raw=False*)

Create an `_StdoutProxy` class which can be used as a patch for `sys.stdout`. Writing to this proxy will make sure that the text appears above the prompt, and that it doesn’t destroy the output from the renderer.

Parameters **raw** – (*bool*) When True, vt100 terminal escape sequences are not removed/escaped.

suspend_to_background (*suspend_group=True*)

(Not thread safe – to be called from inside the key bindings.) Suspend process.

Parameters **suspend_group** – When true, suspend the whole process group. (This is the default, and probably what you want.)

terminal_title

Return the current title to be displayed in the terminal. When this in *None*, the terminal title remains the original.

Keys

Style

Styling for prompt_toolkit applications.

Reactive

Prompt_toolkit is designed a way that the amount of changing state is reduced to a minimum. Where possible, code is written in a pure functional way. In general, this results in code where the flow is very easy to follow: the value of a

variable can be deduced from its first assignment.

However, often, practicality and performance beat purity and some classes still have a changing state. In order to not having to care too much about transferring states between several components we use some reactive programming. Actually some kind of data binding.

We introduce two types:

- **Filter**: for binding a boolean state. They can be chained using `&` and `|` operators. Have a look in the `filters` module. Resolving the actual value of a filter happens by calling it.
- **Integer**: for binding integer values. Reactive operations (like addition and subtraction) are not supported. Resolving the actual value happens by casting it to `int`, like `int(integer)`. This way, it is possible to use normal integers as well for static values.

```
class prompt_toolkit.reactive.Integer
    Reactive integer – anything that can be resolved to an int.
```

```
classmethod from_callable(func)
    Create an Integer-like object that calls the given function when it is resolved to an int.
```

Shortcuts

Shortcuts for retrieving input from the user.

If you are using this library for retrieving some input from the user (as a pure Python replacement for GNU `readline`), probably for 90% of the use cases, the `prompt()` function is all you need. It's the easiest shortcut which does a lot of the underlying work like creating a `CommandLineInterface` instance for you.

When is this not sufficient:

- When you want to have more complicated layouts (maybe with sidebars or multiple toolbars. Or visibility of certain user interface controls according to some conditions.)
- When you wish to have multiple input buffers. (If you would create an editor like a Vi clone.)
- Something else that requires more customization than what is possible with the parameters of `prompt`.

In that case, study the code in this file and build your own `CommandLineInterface` instance. It's not too complicated.

```
prompt_toolkit.shortcuts.create_eventloop(inpuhook=None,                                recog-
                                         nize_win32_paste=True)
    Create and return an EventLoop instance for a CommandLineInterface.
```

```
prompt_toolkit.shortcuts.create_output(stdout=None,                                true_color=False,
                                       ansi_colors_only=None)
    Return an Output instance for the command line.
```

Parameters

- **true_color** – When True, use 24bit colors instead of 256 colors. (*bool* or *SimpleFilter*.)
- **ansi_colors_only** – When True, restrict to 16 ANSI colors only. (*bool* or *SimpleFilter*.)

```
prompt_toolkit.shortcuts.create_prompt_layout(message=u', lexer=None,
                                              is_password=False, re-
                                              serve_space_for_menu=8,
                                              get_prompt_tokens=None,
                                              get_continuation_tokens=None,
                                              get_rprompt_tokens=None,
                                              get_bottom_toolbar_tokens=None,
                                              display_completions_in_columns=False,
                                              extra_input_processors=None, multi-
                                              line=False, wrap_lines=True)
```

Create a *Container* instance for a prompt.

Parameters

- **message** – Text to be used as prompt.
- **lexer** – *Lexer* to be used for the highlighting.
- **is_password** – *bool* or *CLIFilter*. When True, display input as ‘*’.
- **reserve_space_for_menu** – Space to be reserved for the menu. When >0, make sure that a minimal height is allocated in the terminal, in order to display the completion menu.
- **get_prompt_tokens** – An optional callable that returns the tokens to be shown in the menu. (To be used instead of a *message*.)
- **get_continuation_tokens** – An optional callable that takes a *CommandLineInterface* and width as input and returns a list of (Token, text) tuples to be used for the continuation.
- **get_bottom_toolbar_tokens** – An optional callable that returns the tokens for a toolbar at the bottom.
- **display_completions_in_columns** – *bool* or *CLIFilter*. Display the completions in multiple columns.
- **multiline** – *bool* or *CLIFilter*. When True, prefer a layout that is more adapted for multiline input. Text after newlines is automatically indented, and search/arg input is shown below the input, instead of replacing the prompt.
- **wrap_lines** – *bool* or *CLIFilter*. When True (the default), automatically wrap long lines instead of scrolling horizontally.

```

prompt_toolkit.shortcuts.create_prompt_application (message=u',          multi-
                                                    line=False,    wrap_lines=True,
                                                    is_password=False,
                                                    vi_mode=False,      edit-
                                                    ing_mode=u'EMACS',    com-
                                                    plete_while_typing=True,    en-
                                                    able_history_search=False,
                                                    lexer=None,          en-
                                                    able_system_bindings=False, en-
                                                    able_open_in_editor=False, val-
                                                    idator=None,    completer=None,
                                                    reserve_space_for_menu=8,
                                                    auto_suggest=None, style=None,
                                                    history=None,    clipboard=None,
                                                    get_prompt_tokens=None,
                                                    get_continuation_tokens=None,
                                                    get_rprompt_tokens=None,
                                                    get_bottom_toolbar_tokens=None,
                                                    dis-
                                                    play_completions_in_columns=False,
                                                    get_title=None,
                                                    mouse_support=False,      ex-
                                                    tra_input_processors=None,
                                                    key_bindings_registry=None,
                                                    on_abort=u'raise-exception',
                                                    on_exit=u'raise-exception',    ac-
                                                    cept_action=<prompt_toolkit.buffer.AcceptAction
                                                    object>, erase_when_done=False,
                                                    default=u')

```

Create an `Application` instance for a prompt.

(It is meant to cover 90% of the prompt use cases, where no extreme customization is required. For more complex input, it is required to create a custom `Application` instance.)

Parameters

- **message** – Text to be shown before the prompt.
- **multiline** – Allow multiline input. Pressing enter will insert a newline. (This requires `Meta+Enter` to accept the input.)
- **wrap_lines** – *bool* or *CLIFilter*. When `True` (the default), automatically wrap long lines instead of scrolling horizontally.
- **is_password** – Show asterisks instead of the actual typed characters.
- **editing_mode** – `EditMode.VI` or `EditMode.EMACS`.
- **vi_mode** – *bool*, if `True`, identical to `editing_mode=EditMode.VI`.
- **complete_while_typing** – *bool* or *SimpleFilter*. Enable autocompletion while typing.
- **enable_history_search** – *bool* or *SimpleFilter*. Enable up-arrow parting string matching.
- **lexer** – *Lexer* to be used for the syntax highlighting.
- **validator** – *Validator* instance for input validation.
- **completer** – *Completer* instance for input completion.

- **reserve_space_for_menu** – Space to be reserved for displaying the menu. (0 means that no space needs to be reserved.)
- **auto_suggest** – *AutoSuggest* instance for input suggestions.
- **style** – *Style* instance for the color scheme.
- **enable_system_bindings** – *bool* or *CLIFilter*. Pressing Meta+'!' will show a system prompt.
- **enable_open_in_editor** – *bool* or *CLIFilter*. Pressing 'v' in Vi mode or C-X C-E in emacs mode will open an external editor.
- **history** – *History* instance.
- **clipboard** – *Clipboard* instance. (e.g. *InMemoryClipboard*)
- **get_bottom_toolbar_tokens** – Optional callable which takes a *CommandLineInterface* and returns a list of tokens for the bottom toolbar.
- **display_completions_in_columns** – *bool* or *CLIFilter*. Display the completions in multiple columns.
- **get_title** – Callable that returns the title to be displayed in the terminal.
- **mouse_support** – *bool* or *CLIFilter* to enable mouse support.
- **default** – The default text to be shown in the input buffer. (This can be edited by the user.)

`prompt_toolkit.shortcuts.prompt(message='u', **kwargs)`

Get input from the user and return it.

This is a wrapper around a lot of `prompt_toolkit` functionality and can be a replacement for `raw_input`. (or GNU `readline`.)

If you want to keep your history across several calls, create one *History* instance and pass it every time.

This function accepts many keyword arguments. Except for the following, they are a proxy to the arguments of `create_prompt_application()`.

Parameters

- **patch_stdout** – Replace `sys.stdout` by a proxy that ensures that print statements from other threads won't destroy the prompt. (They will be printed above the prompt instead.)
- **return_asyncio_coroutine** – When True, return a asyncio coroutine. (Python >3.3)
- **true_color** – When True, use 24bit colors instead of 256 colors.
- **refresh_interval** – (number; in seconds) When given, refresh the UI every so many seconds.

`prompt_toolkit.shortcuts.prompt_async(message='u', **kwargs)`

Similar to `prompt()`, but return an asyncio coroutine instead.

`prompt_toolkit.shortcuts.create_confirm_application(message)`

Create a confirmation *Application* that returns True/False.

`prompt_toolkit.shortcuts.run_application(application, patch_stdout=False, return_asyncio_coroutine=False, true_color=False, refresh_interval=0, event-loop=None)`

Run a prompt toolkit application.

Parameters

- **patch_stdout** – Replace `sys.stdout` by a proxy that ensures that print statements from other threads won't destroy the prompt. (They will be printed above the prompt instead.)
- **return_asyncio_coroutine** – When True, return a asyncio coroutine. (Python >3.3)
- **true_color** – When True, use 24bit colors instead of 256 colors.
- **refresh_interval** – (number; in seconds) When given, refresh the UI every so many seconds.

`prompt_toolkit.shortcuts.confirm(message=u'Confirm (y or n)')`
 Display a confirmation prompt.

`prompt_toolkit.shortcuts.print_tokens(tokens, style=None, true_color=False, file=None)`
 Print a list of (Token, text) tuples in the given style to the output. E.g.:

```
style = style_from_dict({
    Token.Hello: '#ff0066',
    Token.World: '#884444 italic',
})
tokens = [
    (Token.Hello, 'Hello'),
    (Token.World, 'World'),
]
print_tokens(tokens, style=style)
```

Parameters

- **tokens** – List of (Token, text) tuples.
- **style** – Style instance for the color scheme.
- **true_color** – When True, use 24bit colors instead of 256 colors.
- **file** – The output file. This can be `sys.stdout` or `sys.stderr`.

`prompt_toolkit.shortcuts.clear()`
 Clear the screen.

Validation

Input validation for a *Buffer*. (Validators will be called before accepting input.)

class `prompt_toolkit.validation.ConditionalValidator` (*validator, filter*)
 Validator that can be switched on/off according to a filter. (This wraps around another validator.)

exception `prompt_toolkit.validation.ValidationError` (*cursor_position=0, message=u''*)
 Error raised by `Validator.validate()`.

Parameters

- **cursor_position** – The cursor position where the error occurred.
- **message** – Text.

class `prompt_toolkit.validation.Validator`
 Abstract base class for an input validator.

validate (*document*)

Validate the input. If invalid, this should raise a *ValidationError*.

Parameters *document* – *Document* instance.

Auto suggestion

Fish-style like auto-suggestion.

While a user types input in a certain buffer, suggestions are generated (asynchronously.) Usually, they are displayed after the input. When the cursor presses the right arrow and the cursor is at the end of the input, the suggestion will be inserted.

class `prompt_toolkit.auto_suggest.Suggestion` (*text*)

Suggestion returned by an auto-suggest algorithm.

Parameters *text* – The suggestion text.

class `prompt_toolkit.auto_suggest.AutoSuggest`

Base class for auto suggestion implementations.

get_suggestion (*cli*, *buffer*, *document*)

Return *None* or a *Suggestion* instance.

We receive both *buffer* and *document*. The reason is that auto suggestions are retrieved asynchronously. (Like completions.) The *buffer* text could be changed in the meantime, but *document* contains the buffer document like it was at the start of the auto suggestion call. So, from here, don't access *buffer.text*, but use *document.text* instead.

Parameters

- **buffer** – The *Buffer* instance.
- **document** – The *Document* instance.

class `prompt_toolkit.auto_suggest.AutoSuggestFromHistory`

Give suggestions based on the lines in the history.

class `prompt_toolkit.auto_suggest.ConditionalAutoSuggest` (*auto_suggest*, *filter*)

Auto suggest that can be turned on and of according to a certain condition.

Renderer

Renders the command line on the console. (Redraws parts of the input line that were changed.)

class `prompt_toolkit.renderer.Renderer` (*style*, *output*, *use_alternate_screen=False*,
mouse_support=False)

Typical usage:

```
output = Vt100_Output.from_pty(sys.stdout)
r = Renderer(style, output)
r.render(cli, layout=...)
```

clear ()

Clear screen and go to 0,0

erase (*leave_alternate_screen=True*, *erase_title=True*)

Hide all output and put the cursor back at the first line. This is for instance used for running a system command (while hiding the CLI) and later resuming the same CLI.)

Parameters

- **leave_alternate_screen** – When True, and when inside an alternate screen buffer, quit the alternate screen.
- **erase_title** – When True, clear the title from the title bar.

height_is_known

True when the height from the cursor until the bottom of the terminal is known. (It's often nicer to draw bottom toolbars only if the height is known, in order to avoid flickering when the CPR response arrives.)

render (*cli, layout, is_done=False*)

Render the current interface to the output.

Parameters is_done – When True, put the cursor at the end of the interface. We won't print any changes to this part.

report_absolute_cursor_row (*row*)

To be called when we know the absolute cursor position. (As an answer of a "Cursor Position Request" response.)

request_absolute_cursor_position ()

Get current cursor position. For vt100: Do CPR request. (answer will arrive later.) For win32: Do API call. (Answer comes immediately.)

rows_above_layout

Return the number of rows visible in the terminal above the layout.

`prompt_toolkit.renderer.print_tokens` (*output, tokens, style*)

Print a list of (Token, text) tuples in the given style to the output.

Layout

Container for the layout. (Containers can contain other containers or user interface controls.)

class `prompt_toolkit.layout.containers.Container`

Base class for user interface layout.

preferred_height (*cli, width, max_available_height*)

Return a *LayoutDimension* that represents the desired height for this container.

Parameters cli – *CommandLineInterface*.

preferred_width (*cli, max_available_width*)

Return a *LayoutDimension* that represents the desired width for this container.

Parameters cli – *CommandLineInterface*.

reset ()

Reset the state of this container and all the children. (E.g. reset scroll offsets, etc...)

walk (*cli*)

Walk through all the layout nodes (and their children) and yield them.

write_to_screen (*cli, screen, mouse_handlers, write_position*)

Write the actual content to the screen.

Parameters

- **cli** – *CommandLineInterface*.
- **screen** – *Screen*
- **mouse_handlers** – *MouseHandlers*.

```
class prompt_toolkit.layout.containers.HSplit (children, window_too_small=None,
                                               get_dimensions=None, re-
                                               port_dimensions_callback=None)
```

Several layouts, one stacked above/under the other.

Parameters

- **children** – List of child *Container* objects.
- **window_too_small** – A *Container* object that is displayed if there is not enough space for all the children. By default, this is a “Window too small” message.
- **get_dimensions** – (*None* or a callable that takes a *CommandLineInterface* and returns a list of *LayoutDimension* instances.) By default the dimensions are taken from the children and divided by the available space. However, when *get_dimensions* is specified, this is taken instead.
- **report_dimensions_callback** – When rendering, this function is called with the *CommandLineInterface* and the list of used dimensions. (As a list of integers.)

walk (*cli*)

Walk through children.

write_to_screen (*cli, screen, mouse_handlers, write_position*)

Render the prompt to a *Screen* instance.

Parameters **screen** – The *Screen* class to which the output has to be written.

```
class prompt_toolkit.layout.containers.VSplit (children, window_too_small=None,
                                               get_dimensions=None, re-
                                               port_dimensions_callback=None)
```

Several layouts, one stacked left/right of the other.

Parameters

- **children** – List of child *Container* objects.
- **window_too_small** – A *Container* object that is displayed if there is not enough space for all the children. By default, this is a “Window too small” message.
- **get_dimensions** – (*None* or a callable that takes a *CommandLineInterface* and returns a list of *LayoutDimension* instances.) By default the dimensions are taken from the children and divided by the available space. However, when *get_dimensions* is specified, this is taken instead.
- **report_dimensions_callback** – When rendering, this function is called with the *CommandLineInterface* and the list of used dimensions. (As a list of integers.)

walk (*cli*)

Walk through children.

write_to_screen (*cli, screen, mouse_handlers, write_position*)

Render the prompt to a *Screen* instance.

Parameters **screen** – The *Screen* class to which the output has to be written.

```
class prompt_toolkit.layout.containers.FloatContainer (content, floats)
```

Container which can contain another container for the background, as well as a list of floating containers on top of it.

Example Usage:

```
FloatContainer(content=Window(...),
              floats=[
                  Float(xcursor=True,
                       ycursor=True,
                       layout=CompletionMenu(...))
              ])
```

preferred_height (*cli*, *width*, *max_available_height*)

Return the preferred height of the float container. (We don't care about the height of the floats, they should always fit into the dimensions provided by the container.)

walk (*cli*)

Walk through children.

```
class prompt_toolkit.layout.containers.Float(top=None, right=None, bottom=None,
                                             left=None, width=None, height=None,
                                             get_width=None, get_height=None, xcursor=False,
                                             ycursor=False, content=None,
                                             hide_when_covering_content=False)
```

Float for use in a *FloatContainer*.

Parameters

- **content** – *Container* instance.
- **hide_when_covering_content** – Hide the float when it covers content underneath.

```
class prompt_toolkit.layout.containers.Window(content, width=None, height=None,
                                              get_width=None, get_height=None,
                                              dont_extend_width=False,
                                              dont_extend_height=False,
                                              left_margins=None, right_margins=None,
                                              scroll_offsets=None,
                                              always_hide_cursor=False,
                                              cursor_line=False, cursorcolumn=False,
                                              get_colorcolumns=None,
                                              cursor_line_token=Token.CursorLine,
                                              cursor_column_token=Token.CursorColumn)
```

Container that holds a control.

Parameters

- **content** – *UIControl* instance.
- **width** – *LayoutDimension* instance.
- **height** – *LayoutDimension* instance.
- **get_width** – callable which takes a *CommandLineInterface* and returns a *LayoutDimension*.
- **get_height** – callable which takes a *CommandLineInterface* and returns a *LayoutDimension*.
- **dont_extend_width** – When *True*, don't take up more width than the preferred width reported by the control.

- **dont_extend_height** – When *True*, don't take up more width than the preferred height reported by the control.
- **left_margins** – A list of *Margin* instance to be displayed on the left. For instance: *NumberedMargin* can be one of them in order to show line numbers.
- **right_margins** – Like *left_margins*, but on the other side.
- **scroll_offsets** – *ScrollOffsets* instance, representing the preferred amount of lines/columns to be always visible before/after the cursor. When both top and bottom are a very high number, the cursor will be centered vertically most of the time.
- **allow_scroll_beyond_bottom** – A *bool* or *CLIFilter* instance. When *True*, allow scrolling so far, that the top part of the content is not visible anymore, while there is still empty space available at the bottom of the window. In the Vi editor for instance, this is possible. You will see tildes while the top part of the body is hidden.
- **wrap_lines** – A *bool* or *CLIFilter* instance. When *True*, don't scroll horizontally, but wrap lines instead.
- **get_vertical_scroll** – Callable that takes this window instance as input and returns a preferred vertical scroll. (When this is *None*, the scroll is only determined by the last and current cursor position.)
- **get_horizontal_scroll** – Callable that takes this window instance as input and returns a preferred vertical scroll.
- **always_hide_cursor** – A *bool* or *CLIFilter* instance. When *True*, never display the cursor, even when the user control specifies a cursor position.
- **cursorline** – A *bool* or *CLIFilter* instance. When *True*, display a cursorline.
- **cursorcolumn** – A *bool* or *CLIFilter* instance. When *True*, display a cursorcolumn.
- **get_colorcolumns** – A callable that takes a *CommandLineInterface* and returns a list of *ColorColumn* instances that describe the columns to be highlighted.
- **cursorline_token** – The token to be used for highlighting the current line, if *cursorline* is *True*.
- **cursorcolumn_token** – The token to be used for highlighting the current line, if *cursorcolumn* is *True*.

write_to_screen (*cli*, *screen*, *mouse_handlers*, *write_position*)

Write window to screen. This renders the user control, the margins and copies everything over to the absolute position at the given screen.

class prompt_toolkit.layout.containers.**WindowRenderInfo** (*ui_content*, *horizontal_scroll*,
vertical_scroll, *window_width*, *window_height*,
configured_scroll_offsets,
visible_line_to_row_col, *row_col_to_yx*, *x_offset*, *y_offset*,
wrap_lines)

Render information, for the last render time of this control. It stores mapping information between the input buffers (in case of a *BufferControl*) and the actual render position on the output screen.

(Could be used for implementation of the Vi 'H' and 'L' key bindings as well as implementing mouse support.)

Parameters

- **ui_content** – The original *UIContent* instance that contains the whole input, without clipping. (*ui_content*)

- **horizontal_scroll** – The horizontal scroll of the *Window* instance.
- **vertical_scroll** – The vertical scroll of the *Window* instance.
- **window_width** – The width of the window that displays the content, without the margins.
- **window_height** – The height of the window that displays the content.
- **configured_scroll_offsets** – The scroll offsets as configured for the *Window* instance.
- **visible_line_to_row_col** – Mapping that maps the row numbers on the displayed screen (starting from zero for the first visible line) to (row, col) tuples pointing to the row and column of the *UIContent*.
- **rowcol_to_yx** – Mapping that maps (row, column) tuples representing coordinates of the *UIContent* to (y, x) absolute coordinates at the rendered screen.

applied_scroll_offsets

Return a *ScrollOffsets* instance that indicates the actual offset. This can be less than or equal to what's configured. E.g, when the cursor is completely at the top, the top offset will be zero rather than what's configured.

bottom_visible

True when the bottom of the buffer is visible.

center_visible_line (*before_scroll_offset=False, after_scroll_offset=False*)

Like *first_visible_line*, but for the center visible line.

content_height

The full height of the user control.

cursor_position

Return the cursor position coordinates, relative to the left/top corner of the rendered screen.

displayed_lines

List of all the visible rows. (Line numbers of the input buffer.) The last line may not be entirely visible.

first_visible_line (*after_scroll_offset=False*)

Return the line number (0 based) of the input document that corresponds with the first visible line.

full_height_visible

True when the full height is visible (There is no vertical scroll.)

get_height_for_line (*lineno*)

Return the height of the given line. (The height that it would take, if this line became visible.)

input_line_to_visible_line

Return the dictionary mapping the line numbers of the input buffer to the lines of the screen. When a line spans several rows at the screen, the first row appears in the dictionary.

last_visible_line (*before_scroll_offset=False*)

Like *first_visible_line*, but for the last visible line.

top_visible

True when the top of the buffer is visible.

vertical_scroll_percentage

Vertical scroll as a percentage. (0 means: the top is visible, 100 means: the bottom is visible.)

class `prompt_toolkit.layout.containers.ConditionalContainer` (*content, filter*)

Wrapper around any other container that can change the visibility. The received *filter* determines whether the given container should be displayed or not.

Parameters

- **content** – *Container* instance.
- **filter** – *CLIFilter* instance.

class `prompt_toolkit.layout.containers.ScrollOffsets` (*top=0, bottom=0, left=0, right=0*)
Scroll offsets for the *Window* class.

Note that left/right offsets only make sense if line wrapping is disabled.

User interface Controls for the layout.

class `prompt_toolkit.layout.controls.BufferControl` (*buffer_name=u'DEFAULT_BUFFER',
input_processors=None,
lexer=None, preview_search=False,
search_buffer_name=u'SEARCH_BUFFER',
get_search_state=None,
menu_position=None, de-
fault_char=None, fo-
cus_on_click=False*)

Control for visualising the content of a *Buffer*.

Parameters

- **input_processors** – list of *Processor*.
- **lexer** – *Lexer* instance for syntax highlighting.
- **preview_search** – *bool* or *CLIFilter*: Show search while typing.
- **get_search_state** – Callable that takes a *CommandLineInterface* and returns the *SearchState* to be used. (If not *CommandLineInterface.search_state*.)
- **buffer_name** – String representing the name of the buffer to display.
- **default_char** – *Char* instance to use to fill the background. This is transparent by default.
- **focus_on_click** – Focus this buffer when it's click, but not yet focussed.

create_content (*cli, width, height*)
Create a *UIContent*.

mouse_handler (*cli, mouse_event*)
Mouse handler for this control.

preferred_width (*cli, max_available_width*)
This should return the preferred width.

Note: We don't specify a preferred width according to the content, because it would be too expensive. Calculating the preferred width can be done by calculating the longest line, but this would require applying all the processors to each line. This is unfeasible for a larger document, and doing it for small documents only would result in inconsistent behaviour.

class `prompt_toolkit.layout.controls.FillControl` (*character=None, token=Token,
char=None, get_char=None*)
Fill whole control with characters with this token. (Also helpful for debugging.)

Parameters

- **char** – *Char* instance to use for filling.
- **get_char** – A callable that takes a *CommandLineInterface* and returns a *Char* object.

```
class prompt_toolkit.layout.controls.TokenListControl (get_tokens, default_char=None,
                                                    get_default_char=None,
                                                    align_right=False,
                                                    align_center=False,
                                                    has_focus=False)
```

Control that displays a list of (Token, text) tuples. (It's mostly optimized for rather small widgets, like toolbars, menus, etc...)

Mouse support:

The list of tokens can also contain tuples of three items, looking like: (Token, text, handler). When mouse support is enabled and the user clicks on this token, then the given handler is called. That handler should accept two inputs: (CommandLineInterface, MouseEvent) and it should either handle the event or return *NotImplemented* in case we want the containing Window to handle this event.

Parameters

- **get_tokens** – Callable that takes a *CommandLineInterface* instance and returns the list of (Token, text) tuples to be displayed right now.
- **default_char** – default *Char* (character and Token) to use for the background when there is more space available than *get_tokens* returns.
- **get_default_char** – Like *default_char*, but this is a callable that takes a *prompt_toolkit.interface.CommandLineInterface* and returns a *Char* instance.
- **has_focus** – *bool* or *CLIFilter*, when this evaluates to *True*, this UI control will take the focus. The cursor will be shown in the upper left corner of this control, unless *get_token* returns a *Token.SetCursorPosition* token somewhere in the token list, then the cursor will be shown there.

mouse_handler (*cli, mouse_event*)

Handle mouse events.

(When the token list contained mouse handlers and the user clicked on on any of these, the matching handler is called. This handler can still return *NotImplemented* in case we want the *Window* to handle this particular event.)

preferred_width (*cli, max_available_width*)

Return the preferred width for this control. That is the width of the longest line.

```
class prompt_toolkit.layout.controls.UIControl
```

Base class for all user interface controls.

create_content (*cli, width, height*)

Generate the content for this user control.

Returns a *UIContent* instance.

has_focus (*cli*)

Return *True* when this user control has the focus.

If so, the cursor will be displayed according to the cursor position reported by *UIControl.create_content()*. If the created content has the property *show_cursor=False*, the cursor will be hidden from the output.

mouse_handler (*cli, mouse_event*)

Handle mouse events.

When *NotImplemented* is returned, it means that the given event is not handled by the *UIControl* itself. The *Window* or key bindings can decide to handle this event as scrolling or changing focus.

Parameters

- **cli** – *CommandLineInterface* instance.
- **mouse_event** – *MouseEvent* instance.

move_cursor_down (*cli*)

Request to move the cursor down. This happens when scrolling down and the cursor is completely at the top.

move_cursor_up (*cli*)

Request to move the cursor up.

class `prompt_toolkit.layout.controls.UIContent` (*get_line=None, line_count=0, cursor_position=None, menu_position=None, show_cursor=True, default_char=None*)

Content generated by a user control. This content consists of a list of lines.

Parameters

- **get_line** – Callable that returns the current line. This is a list of (Token, text) tuples.
- **line_count** – The number of lines.
- **cursor_position** – a *Point* for the cursor position.
- **menu_position** – a *Point* for the menu position.
- **show_cursor** – Make the cursor visible.
- **default_char** – The default *Char* for filling the background.

get_height_for_line (*lineno, width*)

Return the height that a given line would need if it is rendered in a space with the given width.

Layout dimensions are used to give the minimum, maximum and preferred dimensions for containers and controls.

class `prompt_toolkit.layout.dimension.LayoutDimension` (*min=None, max=None, weight=1, preferred=None*)

Specified dimension (width/height) of a user control or window.

The layout engine tries to honor the preferred size. If that is not possible, because the terminal is larger or smaller, it tries to keep in between min and max.

Parameters

- **min** – Minimum size.
- **max** – Maximum size.
- **weight** – For a *VSplit/HSplit*, the actual size will be determined by taking the proportion of weights from all the children. E.g. When there are two children, one with a weight of 1, and the other with a weight of 2. The second will always be twice as big as the first, if the min/max values allow it.
- **preferred** – Preferred size.

classmethod **exact** (*amount*)

Return a *LayoutDimension* with an exact size. (min, max and preferred set to amount).

`prompt_toolkit.layout.dimension.sum_layout_dimensions` (*dimensions*)

Sum a list of *LayoutDimension* instances.

`prompt_toolkit.layout.dimension.max_layout_dimensions` (*dimensions*)

Take the maximum of a list of *LayoutDimension* instances.

Lexer interface and implementation. Used for syntax highlighting.

class `prompt_toolkit.layout.lexers.Lexer`

Base class for all lexers.

lex_document (*cli*, *document*)

Takes a *Document* and returns a callable that takes a line number and returns the tokens for that line.

class `prompt_toolkit.layout.lexers.SimpleLexer` (*token=Token*, *default_token=None*)

Lexer that doesn't do any tokenizing and returns the whole input as one token.

Parameters *token* – The *Token* for this lexer.

class `prompt_toolkit.layout.lexers.PygmentsLexer` (*pygments_lexer_cls*,
sync_from_start=True, *syntax_sync=None*)

Lexer that calls a pygments lexer.

Example:

```
from pygments.lexers import HtmlLexer
lexer = PygmentsLexer(HtmlLexer)
```

Note: Don't forget to also load a Pygments compatible style. E.g.:

```
from prompt_toolkit.styles.from_pygments import style_from_pygments
from pygments.styles import get_style_by_name
style = style_from_pygments(get_style_by_name('monokai'))
```

Parameters

- **pygments_lexer_cls** – A *Lexer* from Pygments.
- **sync_from_start** – Start lexing at the start of the document. This will always give the best results, but it will be slow for bigger documents. (When the last part of the document is display, then the whole document will be lexed by Pygments on every key stroke.) It is recommended to disable this for inputs that are expected to be more than 1,000 lines.
- **syntax_sync** – *SyntaxSync* object.

classmethod `from_filename` (*filename*, *sync_from_start=True*)

Create a *Lexer* from a filename.

lex_document (*cli*, *document*)

Create a lexer function that takes a line number and returns the list of (Token, text) tuples as the Pygments lexer returns for that line.

class `prompt_toolkit.layout.lexers.SyntaxSync`

Syntax synchroniser. This is a tool that finds a start position for the lexer. This is especially important when editing big documents; we don't want to start the highlighting by running the lexer from the beginning of the file. That is very slow when editing.

get_sync_start_position (*document*, *lineno*)

Return the position from where we can start lexing as a (row, column) tuple.

Parameters

- **document** – *Document* instance that contains all the lines.
- **lineno** – The line that we want to highlight. (We need to return this line, or an earlier position.)

class `prompt_toolkit.layout.lexers.SyncFromStart`

Always start the syntax highlighting from the beginning.

class `prompt_toolkit.layout.lexers.RegexSync` (*pattern*)
Synchronize by starting at a line that matches the given regex pattern.

classmethod `from_pygments_lexer_cls` (*lexer_cls*)
Create a *RegexSync* instance for this Pygments lexer class.

get_sync_start_position (*document, lineno*)
Scan backwards, and find a possible position to start.

Margin implementations for a *Window*.

class `prompt_toolkit.layout.margins.Margin`
Base interface for a margin.

create_margin (*cli, window_render_info, width, height*)
Creates a margin. This should return a list of (Token, text) tuples.

Parameters

- **cli** – *CommandLineInterface* instance.
- **window_render_info** – *WindowRenderInfo* instance, generated after rendering and copying the visible part of the *UIControl* into the *Window*.
- **width** – The width that’s available for this margin. (As reported by *get_width()*.)
- **height** – The height that’s available for this margin. (The height of the *Window*.)

get_width (*cli, get_ui_content*)
Return the width that this margin is going to consume.

Parameters

- **cli** – *CommandLineInterface* instance.
- **get_ui_content** – Callable that asks the user control to create a *UIContent* instance. This can be used for instance to obtain the number of lines.

class `prompt_toolkit.layout.margins.NumberedMargin` (*relative=False, display_tildes=False*) *dis-*

Margin that displays the line numbers.

Parameters

- **relative** – Number relative to the cursor position. Similar to the Vi ‘relativenumber’ option.
- **display_tildes** – Display tildes after the end of the document, just like Vi does.

class `prompt_toolkit.layout.margins.ScrollbarMargin` (*display_arrows=False*)
Margin displaying a scrollbar.

Parameters **display_arrows** – Display scroll up/down arrows.

class `prompt_toolkit.layout.margins.ConditionalMargin` (*margin, filter*)
Wrapper around other *Margin* classes to show/hide them.

class `prompt_toolkit.layout.margins.PromptMargin` (*get_prompt_tokens, get_continuation_tokens=None, show_numbers=False*)

Create margin that displays a prompt. This can display one prompt at the first line, and a continuation prompt (e.g. just dots) on all the following lines.

Parameters

- **get_prompt_tokens** – Callable that takes a `CommandLineInterface` as input and returns a list of `(Token, type)` tuples to be shown as the prompt at the first line.
- **get_continuation_tokens** – Callable that takes a `CommandLineInterface` and a width as input and returns a list of `(Token, type)` tuples for the next lines of the input.
- **show_numbers** – (bool or `CLIFilter`) Display line numbers instead of the continuation prompt.

get_width (*cli, ui_content*)

Width to report to the *Window*.

class `prompt_toolkit.layout.menus.MultiColumnCompletionsMenu` (*min_rows=3, suggested_max_column_width=30, show_meta=True, extra_filter=True*)

Container that displays the completions in several columns. When *show_meta* (a `CLIFilter`) evaluates to True, it shows the meta information at the bottom.

Processors are little transformation blocks that transform the token list from a buffer before the `BufferControl` will render it to the screen.

They can insert tokens before or after, or highlight fragments by replacing the token types.

class `prompt_toolkit.layout.processors.Processor`

Manipulate the tokens for a given line in a `BufferControl`.

apply_transformation (*cli, document, lineno, source_to_display, tokens*)

Apply transformation. Returns a `Transformation` instance.

Parameters

- **cli** – `CommandLineInterface` instance.
- **lineno** – The number of the line to which we apply the processor.
- **source_to_display** – A function that returns the position in the *tokens* for any position in the source string. (This takes previous processors into account.)
- **tokens** – List of tokens that we can transform. (Received from the previous processor.)

has_focus (*cli*)

Processors can override the focus. (Used for the reverse-i-search prefix in `DefaultPrompt`.)

class `prompt_toolkit.layout.processors.Transformation` (*tokens, source_to_display=None, display_to_source=None*)

Transformation result, as returned by `Processor.apply_transformation()`.

Important: Always make sure that the length of *document.text* is equal to the length of all the text in *tokens*!

Parameters

- **tokens** – The transformed tokens. To be displayed, or to pass to the next processor.
- **source_to_display** – Cursor position transformation from original string to transformed string.
- **display_to_source** – Cursor position transformed from source string to original string.

```
class prompt_toolkit.layout.processors.HighlightSearchProcessor (preview_search=False,
                                                                search_buffer_name=u'SEARCH_BUFFER',
                                                                get_search_state=None)
```

Processor that highlights search matches in the document. Note that this doesn't support multiline search matches yet.

Parameters `preview_search` – A Filter; when active it indicates that we take the search text in real time while the user is typing, instead of the last active search state.

```
class prompt_toolkit.layout.processors.HighlightSelectionProcessor
```

Processor that highlights the selection in the document.

```
class prompt_toolkit.layout.processors.PasswordProcessor (char=u'*')
```

Processor that turns masks the input. (For passwords.)

Parameters `char` – (string) Character to be used. "*" by default.

```
class prompt_toolkit.layout.processors.HighlightMatchingBracketProcessor (chars=u'[](){}<>',
                                                                           max_cursor_distance=1000)
```

When the cursor is on or right after a bracket, it highlights the matching bracket.

Parameters `max_cursor_distance` – Only highlight matching brackets when the cursor is within this distance. (From inside a *Processor*, we can't know which lines will be visible on the screen. But we also don't want to scan the whole document for matching brackets on each key press, so we limit to this value.)

```
class prompt_toolkit.layout.processors.DisplayMultipleCursors (buffer_name)
```

When we're in Vi block insert mode, display all the cursors.

```
class prompt_toolkit.layout.processors.BeforeInput (get_tokens)
```

Insert tokens before the input.

Parameters `get_tokens` – Callable that takes a *CommandLineInterface* and returns the list of tokens to be inserted.

```
classmethod static (text, token=Token)
```

Create a *BeforeInput* instance that always inserts the same text.

```
class prompt_toolkit.layout.processors.AfterInput (get_tokens)
```

Insert tokens after the input.

Parameters `get_tokens` – Callable that takes a *CommandLineInterface* and returns the list of tokens to be appended.

```
classmethod static (text, token=Token)
```

Create a *AfterInput* instance that always inserts the same text.

```
class prompt_toolkit.layout.processors.AppendAutoSuggestion (buffer_name=None, token=Token.AutoSuggestion)
```

Append the auto suggestion to the input. (The user can then press the right arrow the insert the suggestion.)

Parameters `buffer_name` – The name of the buffer from where we should take the auto suggestion. If not given, we take the current buffer.

```
class prompt_toolkit.layout.processors.ConditionalProcessor (processor, filter)
```

Processor that applies another processor, according to a certain condition. Example:

```
# Create a function that returns whether or not the processor should
# currently be applied.
def highlight_enabled(cli):
    return true_or_false

# Wrap it in a `ConditionalProcessor` for usage in a `BufferControl`.
```

```
BufferControl(input_processors=[
    ConditionalProcessor(HighlightSearchProcessor(),
                        Condition(highlight_enabled))])
```

Parameters

- **processor** – *Processor* instance.
- **filter** – *CLIFilter* instance.

```
class prompt_toolkit.layout.processors.ShowLeadingWhiteSpaceProcessor (get_char=None,
                                                                    to-
                                                                    ken=Token.LeadingWhiteSpace)
```

Make leading whitespace visible.

Parameters

- **get_char** – Callable that takes a *CommandLineInterface* instance and returns one character.
- **token** – Token to be used.

```
class prompt_toolkit.layout.processors.ShowTrailingWhiteSpaceProcessor (get_char=None,
                                                                    to-
                                                                    ken=Token.TrailingWhiteSpace)
```

Make trailing whitespace visible.

Parameters

- **get_char** – Callable that takes a *CommandLineInterface* instance and returns one character.
- **token** – Token to be used.

```
class prompt_toolkit.layout.processors.TabsProcessor (tabstop=4, get_char1=None,
                                                    get_char2=None, to-
                                                    ken=Token.Tab)
```

Render tabs as spaces (instead of ^I) or make them visible (for instance, by replacing them with dots.)

Parameters

- **tabstop** – (Integer) Horizontal space taken by a tab.
- **get_char1** – Callable that takes a *CommandLineInterface* and return a character (text of length one). This one is used for the first space taken by the tab.
- **get_char2** – Like *get_char1*, but for the rest of the space.

```
prompt_toolkit.layout.utils.token_list_len (tokenlist)
```

Return the amount of characters in this token list.

Parameters *tokenlist* – List of (token, text) or (token, text, mouse_handler) tuples.

```
prompt_toolkit.layout.utils.token_list_width (tokenlist)
```

Return the character width of this token list. (Take double width characters into account.)

Parameters *tokenlist* – List of (token, text) or (token, text, mouse_handler) tuples.

```
prompt_toolkit.layout.utils.token_list_to_text (tokenlist)
```

Concatenate all the text parts again.

```
prompt_toolkit.layout.utils.explode_tokens (tokenlist)
```

Turn a list of (token, text) tuples into another list where each string is exactly one character.

It should be fine to call this function several times. Calling this on a list that is already exploded, is a null operation.

Parameters `tokenlist` – List of (token, text) tuples.

`prompt_toolkit.layout.utils.split_lines(tokenlist)`

Take a single list of (Token, text) tuples and yield one such list for each line. Just like `str.split`, this will yield at least one item.

Parameters `tokenlist` – List of (token, text) or (token, text, mouse_handler) tuples.

`prompt_toolkit.layout.utils.find_window_for_buffer_name(cli, buffer_name)`

Look for a `Window` in the `Layout` that contains the `BufferControl` for the given buffer and return it. If no such `Window` is found, return `None`.

`class prompt_toolkit.layout.screen.Point(y, x)`

x
Alias for field number 1

y
Alias for field number 0

`class prompt_toolkit.layout.screen.Size(rows, columns)`

columns
Alias for field number 1

rows
Alias for field number 0

`class prompt_toolkit.layout.screen.Screen(default_char=None, initial_width=0, initial_height=0)`

Two dimensional buffer of `Char` instances.

replace_all_tokens (`token`)
For all the characters in the screen. Set the token to the given `token`.

`class prompt_toolkit.layout.screen.Char(char=u' ', token=Token)`
Represent a single character in a `Screen`.

This should be considered immutable.

Token

The `Token` class, interchangeable with `pygments.token`.

A `Token` has some semantics for a piece of text that is given a style through a `Style` class. A `pygments.lexer` for instance, returns a list of (Token, text) tuples. Each fragment of text has a token assigned, which when combined with a style sheet, will determine the final style.

Filters

Filters decide whether something is active or not (they decide about a boolean state). This is used to enable/disable features, like key bindings, parts of the layout and other stuff. For instance, we could have a `HasSearch` filter attached to some part of the layout, in order to show that part of the user interface only while the user is searching.

Filters are made to avoid having to attach callbacks to all event in order to propagate state. However, they are lazy, they don't automatically propagate the state of what they are observing. Only when a filter is called (it's actually a callable), it will calculate its value. So, its not really reactive programming, but it's made to fit for this framework.

One class of filters observe a *CommandLineInterface* instance. However, they are not attached to such an instance. (We have to pass this instance to the filter when calling it.) The reason for this is to allow declarative programming: for key bindings, we can attach a filter to a key binding without knowing yet which *CommandLineInterface* instance it will observe in the end. Examples are *HasSearch* or *IsExiting*.

Another class of filters doesn't take anything as input. And a third class of filters are universal, for instance *Always* and *Never*. It is impossible to mix the first and the second class, because that would mean mixing filters with a different signature.

Filters can be chained using & and | operations, and inverted using the ~ operator, for instance:

```
filter = HasFocus('default') & ~ HasSelection()
```

class prompt_toolkit.filters.**Filter**

Filter to activate/deactivate a feature, depending on a condition. The return value of `__call__` will tell if the feature should be active.

test_args (*args)

Test whether this filter can be called with the following argument list.

class prompt_toolkit.filters.**CLIFilter**

Abstract base class for filters that accept a *CommandLineInterface* argument. It cannot be instantiated, it's only to be used for instance assertions, e.g.:

```
isinstance(my_filter, CliFilter)
```

class prompt_toolkit.filters.**SimpleFilter**

Abstract base class for filters that don't accept any arguments.

class prompt_toolkit.filters.**Condition** (func)

Turn any callable (which takes a cli and returns a boolean) into a Filter.

This can be used as a decorator:

```
@Condition
def feature_is_active(cli): # `feature_is_active` becomes a Filter.
    return True
```

Parameters **func** – Callable which takes either a *CommandLineInterface* or nothing and returns a boolean. (Depending on what it takes, this will become a *Filter* or *CLIFilter*.)

Key binding

Key bindings registry.

A *Registry* object is a container that holds a list of key bindings. It has a very efficient internal data structure for checking which key bindings apply for a pressed key.

Typical usage:

```
r = Registry()

@r.add_binding(Keys.ControlX, Keys.ControlC, filter=INSERT)
def handler(event):
```

```
# Handle ControlX-ControlC key sequence.  
pass
```

It is also possible to combine multiple registries. We do this in the default key bindings. There are some registries that contain Emacs bindings, while others contain the Vi bindings. They are merged together using a *MergedRegistry*.

We also have a *ConditionalRegistry* object that can enable/disable a group of key bindings at once.

```
class prompt_toolkit.key_binding.registry.BaseRegistry  
    Interface for a Registry.
```

```
class prompt_toolkit.key_binding.registry.Registry  
    Key binding registry.
```

```
add_binding(*keys, **kwargs)  
    Decorator for annotating key bindings.
```

Parameters

- **filter** – *CLIFilter* to determine when this key binding is active.
- **eager** – *CLIFilter* or *bool*. When True, ignore potential longer matches when this key binding is hit. E.g. when there is an active eager key binding for Ctrl-X, execute the handler immediately and ignore the key binding for Ctrl-X Ctrl-E of which it is a prefix.
- **save_before** – Callable that takes an *Event* and returns True if we should save the current buffer, before handling the event. (That's the default.)

```
get_bindings_for_keys(keys)
```

Return a list of key bindings that can handle this key. (This return also inactive bindings, so the *filter* still has to be called, for checking it.)

Parameters *keys* – tuple of keys.

```
get_bindings_starting_with_keys(keys)
```

Return a list of key bindings that handle a key sequence starting with *keys*. (It does only return bindings for which the sequences are longer than *keys*. And like *get_bindings_for_keys*, it also includes inactive bindings.)

Parameters *keys* – tuple of keys.

```
remove_binding(function)
```

Remove a key binding.

This expects a function that was given to *add_binding* method as parameter. Raises *ValueError* when the given function was not registered before.

```
class prompt_toolkit.key_binding.registry.ConditionalRegistry(registry=None,  
                                                            filter=True)
```

Wraps around a *Registry*. Disable/enable all the key bindings according to the given (additional) filter.:

```
@Condition  
def setting_is_true(cli):  
    return True # or False  
  
registry = ConditionalRegistry(registry, setting_is_true)
```

When new key bindings are added to this object. They are also enable/disable according to the given *filter*.

Parameters

- **registries** – List of *Registry* objects.

- **filter** – *CLIFilter* object.

class `prompt_toolkit.key_binding.registry.MergedRegistry` (*registries*)
Merge multiple registries of key bindings into one.

This class acts as a proxy to multiple *Registry* objects, but behaves as if this is just one bigger *Registry*.

Parameters **registries** – List of *Registry* objects.

DEPRECATED: Use `prompt_toolkit.key_binding.defaults.load_key_bindings` instead.

KeyBindingManager is a utility (or shortcut) for loading all the key bindings in a key binding registry, with a logic set of filters to quickly to quickly change from Vi to Emacs key bindings at runtime.

You don't have to use this, but it's practical.

Usage:

```
manager = KeyBindingManager()
app = Application(key_bindings_registry=manager.registry)
```

class `prompt_toolkit.key_binding.manager.KeyBindingManager` (*registry=None*, *enable_vi_mode=None*, *enable_all=True*, *get_search_state=None*, *enable_abort_and_exit_bindings=False*, *enable_system_bindings=False*, *enable_search=False*, *enable_open_in_editor=False*, *enable_extra_page_navigation=False*, *enable_auto_suggest_bindings=False*)

Utility for loading all key bindings into memory.

Parameters

- **registry** – Optional *Registry* instance.
- **enable_abort_and_exit_bindings** – Filter to enable Ctrl-C and Ctrl-D.
- **enable_system_bindings** – Filter to enable the system bindings (meta-! prompt and Control-Z suspension.)
- **enable_search** – Filter to enable the search bindings.
- **enable_open_in_editor** – Filter to enable open-in-editor.
- **enable_open_in_editor** – Filter to enable open-in-editor.
- **enable_extra_page_navigation** – Filter for enabling extra page navigation. (Bindings for up/down scrolling through long pages, like in Emacs or Vi.)
- **enable_auto_suggest_bindings** – Filter to enable fish-style suggestions.
- **enable_vi_mode** – Deprecated!

classmethod `for_prompt` (**kw)

Create a *KeyBindingManager* with the defaults for an input prompt. This activates the key bindings for abort/exit (Ctrl-C/Ctrl-D), incremental search and auto suggestions.

(Not for full screen applications.)

class `prompt_toolkit.key_binding.vi_state.ViState`
Mutable class to hold the state of the Vi navigation.

reset (*mode=u'vi-insert'*)
Reset state, go back to the given mode. INSERT by default.

Eventloop

class `prompt_toolkit.eventloop.base.EventLoop`
Eventloop interface.

add_reader (*fd, callback*)
Start watching the file descriptor for read availability and then call the callback.

call_from_executor (*callback, _max_postpone_until=None*)
Call this function in the main event loop. Similar to Twisted's `callFromThread`.

Parameters *_max_postpone_until* – *None* or *time.time* value. For internal use. If the eventloop is saturated, consider this task to be low priority and postpone maximum until this timestamp. (For instance, repaint is done using low priority.)

Note: In the past, this used to be a `datetime.datetime` instance, but apparently, executing *time.time* is more efficient: it does fewer system calls. (It doesn't read `/etc/localtime`.)

close ()
Clean up of resources. Eventloop cannot be reused a second time after this call.

remove_reader (*fd*)
Stop watching the file descriptor for read availability.

run (*stdin, callbacks*)
Run the eventloop until `stop()` is called. Report all input/timeout/terminal-resize events to the callbacks.

Parameters

- **stdin** – *Input* instance.
- **callbacks** – *EventLoopCallbacks* instance.

run_as_coroutine (*stdin, callbacks*)
Similar to `run`, but this is a coroutine. (For asyncio integration.)

run_in_executor (*callback*)
Run a long running function in a background thread. (This is recommended for code that could block the event loop.) Similar to Twisted's `deferToThread`.

stop ()
Stop the `run` call. (Normally called by *CommandLineInterface*, when a result is available, or Abort/Quit has been called.)

class `prompt_toolkit.eventloop.posix.PosixEventLoop` (*inpuhook=None, selector=<class 'prompt_toolkit.eventloop.select.AutoSelector'>*)
Event loop for posix systems (Linux, Mac os X).

add_reader (*fd, callback*)
Add read file descriptor to the event loop.

call_from_executor (*callback, _max_postpone_until=None*)
Call this function in the main event loop. Similar to Twisted's `callFromThread`.

Parameters `_max_postpone_until` – *None* or *time.time* value. For internal use. If the eventloop is saturated, consider this task to be low priority and postpone maximum until this timestamp. (For instance, repaint is done using low priority.)

received_winch ()

Notify the event loop that SIGWINCH has been received

remove_reader (*fd*)

Remove read file descriptor from the event loop.

run (*stdin*, *callbacks*)

The input ‘event loop’.

run_in_executor (*callback*)

Run a long running function in a background thread. (This is recommended for code that could block the event loop.) Similar to Twisted’s `deferToThread`.

stop ()

Stop the event loop.

Eventloop for integration with Python3 `asyncio`.

Note that we can’t use “yield from”, because the package should be installable under Python 2.6 as well, and it should contain syntactically valid Python 2.6 code.

class `prompt_toolkit.eventloop.asyncio_base.AsyncioTimeout` (*timeout*, *callback*, *loop*)

Call the *timeout* function when the timeout expires. Every call of the *reset* method, resets the timeout and starts a new timer.

reset ()

Reset the timeout. Starts a new timer.

stop ()

Ignore timeout. Don’t call the callback anymore.

class `prompt_toolkit.eventloop.callbacks.EventLoopCallbacks`

This is the glue between the *EventLoop* and *CommandLineInterface*.

run () takes an *EventLoopCallbacks* instance and operates on that one, driving the interface.

Input and output

Abstraction of CLI Input.

class `prompt_toolkit.input.Input`

Abstraction for any input.

An instance of this class can be given to the constructor of a *CommandLineInterface* and will also be passed to the *EventLoop*.

cooked_mode ()

Context manager that turns the input into cooked mode.

fileno ()

Fileno for putting this in an event loop.

raw_mode ()

Context manager that turns the input into raw mode.

read ()

Return text from the input.

class `prompt_toolkit.input.StdinInput` (*stdin=None*)
Simple wrapper around stdin.

class `prompt_toolkit.input.PipeInput`
Input that is send through a pipe. This is useful if we want to send the input programatically into the interface, but still use the eventloop.

Usage:

```
input = PipeInput()
input.send('inputdata')
```

close ()
Close pipe fds.

send (*data*)
Send text to the input.

send_text (*data*)
Send text to the input.

Interface for an output.

class `prompt_toolkit.output.Output`
Base class defining the output interface for a *Renderer*.
Actual implementations are `Vt100_Output` and `Win32Output`.

ask_for_cpr ()
Asks for a cursor position report (CPR). (VT100 only.)

bell ()
Sound bell.

clear_title ()
Clear title again. (or restore previous title.)

cursor_backward (*amount*)
Move cursor *amount* place backward.

cursor_down (*amount*)
Move cursor *amount* place down.

cursor_forward (*amount*)
Move cursor *amount* place forward.

cursor_goto (*row=0, column=0*)
Move cursor position.

cursor_up (*amount*)
Move cursor *amount* place up.

disable_autowrap ()
Disable auto line wrapping.

disable_bracketed_paste ()
For vt100 only.

disable_mouse_support ()
Disable mouse.

enable_autowrap ()
Enable auto line wrapping.

enable_bracketed_paste ()

For vt100 only.

enable_mouse_support ()

Enable mouse.

encoding ()

Return the encoding for this output, e.g. 'utf-8'. (This is used mainly to know which characters are supported by the output the data, so that the UI can provide alternatives, when required.)

enter_alternate_screen ()

Go to the alternate screen buffer. (For full screen applications).

erase_down ()

Erases the screen from the current line down to the bottom of the screen.

erase_end_of_line ()

Erases from the current cursor position to the end of the current line.

erase_screen ()

Erases the screen with the background colour and moves the cursor to home.

fileno ()

Return the file descriptor to which we can write for the output.

flush ()

Write to output stream and flush.

hide_cursor ()

Hide cursor.

quit_alternate_screen ()

Leave the alternate screen buffer.

reset_attributes ()

Reset color and styling attributes.

set_attributes (*attrs*)

Set new color and styling attributes.

set_title (*title*)

Set terminal title.

show_cursor ()

Show cursor.

write (*data*)

Write text (Terminal escape sequences will be removed/escaped.)

write_raw (*data*)

Write text.

CHAPTER 6

Indices and tables

- [genindex](#)
- [modindex](#)
- [search](#)

Prompt_toolkit was created by [Jonathan Slenders](#).

p

- `prompt_toolkit.application`, 32
- `prompt_toolkit.auto_suggest`, 52
- `prompt_toolkit.buffer`, 33
- `prompt_toolkit.clipboard.base`, 38
- `prompt_toolkit.clipboard.in_memory`, 38
- `prompt_toolkit.completion`, 38
- `prompt_toolkit.document`, 39
- `prompt_toolkit.enums`, 43
- `prompt_toolkit.eventloop.asyncio_base`, 71
- `prompt_toolkit.eventloop.base`, 70
- `prompt_toolkit.eventloop.callbacks`, 71
- `prompt_toolkit.eventloop.posix`, 70
- `prompt_toolkit.filters`, 66
- `prompt_toolkit.history`, 43
- `prompt_toolkit.input`, 71
- `prompt_toolkit.interface`, 43
- `prompt_toolkit.key_binding.manager`, 69
- `prompt_toolkit.key_binding.registry`, 67
- `prompt_toolkit.key_binding.vi_state`, 69
- `prompt_toolkit.keys`, 46
- `prompt_toolkit.layout.containers`, 53
- `prompt_toolkit.layout.controls`, 58
- `prompt_toolkit.layout.dimension`, 60
- `prompt_toolkit.layout.lexers`, 60
- `prompt_toolkit.layout.margins`, 62
- `prompt_toolkit.layout.menus`, 63
- `prompt_toolkit.layout.processors`, 63
- `prompt_toolkit.layout.screen`, 66
- `prompt_toolkit.layout.toolbars`, 65
- `prompt_toolkit.layout.utils`, 65
- `prompt_toolkit.output`, 72
- `prompt_toolkit.reactive`, 46
- `prompt_toolkit.renderer`, 52
- `prompt_toolkit.selection`, 37
- `prompt_toolkit.shortcuts`, 47
- `prompt_toolkit.styles`, 46
- `prompt_toolkit.token`, 66
- `prompt_toolkit.validation`, 51

A

abort() (prompt_toolkit.interface.CommandLineInterface method), 44
 AbortAction (class in prompt_toolkit.application), 32
 AbortAction (class in prompt_toolkit.interface), 43
 AcceptAction (class in prompt_toolkit.buffer), 33
 add_binding() (prompt_toolkit.key_binding.registry.Registry method), 68
 add_buffer() (prompt_toolkit.interface.CommandLineInterface method), 44
 add_reader() (prompt_toolkit.eventloop.base.EventLoop method), 70
 add_reader() (prompt_toolkit.eventloop.posix.PosixEventLoop method), 70
 AfterInput (class in prompt_toolkit.layout.processors), 64
 append() (prompt_toolkit.history.History method), 43
 append_to_history() (prompt_toolkit.buffer.Buffer method), 34
 AppendAutoSuggestion (class in prompt_toolkit.layout.processors), 64
 Application (class in prompt_toolkit.application), 32
 applied_scroll_offsets (prompt_toolkit.layout.containers.WindowRenderInfo attribute), 57
 apply_completion() (prompt_toolkit.buffer.Buffer method), 34
 apply_search() (prompt_toolkit.buffer.Buffer method), 35
 apply_transformation() (prompt_toolkit.layout.processors.Processor method), 63
 ask_for_cpr() (prompt_toolkit.output.Output method), 72
 AsyncioTimeout (class in prompt_toolkit.eventloop.asyncio_base), 71
 auto_down() (prompt_toolkit.buffer.Buffer method), 35
 auto_up() (prompt_toolkit.buffer.Buffer method), 35
 AutoSuggest (class in prompt_toolkit.auto_suggest), 52
 AutoSuggestFromHistory (class in prompt_toolkit.auto_suggest), 52

B

BaseRegistry (class in prompt_toolkit.key_binding.registry), 68
 BeforeInput (class in prompt_toolkit.layout.processors), 64
 bell() (prompt_toolkit.output.Output method), 72
 bottom_visible (prompt_toolkit.layout.containers.WindowRenderInfo attribute), 57
 Buffer (class in prompt_toolkit.buffer), 34
 BufferControl (class in prompt_toolkit.layout.controls), 58

C

call_from_executor() (prompt_toolkit.eventloop.base.EventLoop method), 70
 call_from_executor() (prompt_toolkit.eventloop.posix.PosixEventLoop method), 70
 cancel_completion() (prompt_toolkit.buffer.Buffer method), 35
 center_visible_line() (prompt_toolkit.layout.containers.WindowRenderInfo method), 57
 char_before_cursor (prompt_toolkit.document.Document attribute), 39
 clear() (in module prompt_toolkit.shortcuts), 51
 clear() (prompt_toolkit.renderer.Renderer method), 52
 clear_title() (prompt_toolkit.output.Output method), 72
 CLIFilter (class in prompt_toolkit.filters), 67
 Clipboard (class in prompt_toolkit.clipboard.base), 38
 ClipboardData (class in prompt_toolkit.clipboard.base), 38
 close() (prompt_toolkit.eventloop.base.EventLoop method), 70
 close() (prompt_toolkit.input.PipeInput method), 72
 columns (prompt_toolkit.layout.screen.Size attribute), 66
 CommandLineInterface (class in prompt_toolkit.interface), 43
 complete_next() (prompt_toolkit.buffer.Buffer method), 35

- complete_previous() (prompt_toolkit.buffer.Buffer method), 35
 - CompleteEvent (class in prompt_toolkit.completion), 39
 - Completer (class in prompt_toolkit.completion), 39
 - Completion (class in prompt_toolkit.completion), 38
 - Condition (class in prompt_toolkit.filters), 67
 - ConditionalAutoSuggest (class in prompt_toolkit.auto_suggest), 52
 - ConditionalContainer (class in prompt_toolkit.layout.containers), 57
 - ConditionalMargin (class in prompt_toolkit.layout.margins), 62
 - ConditionalProcessor (class in prompt_toolkit.layout.processors), 64
 - ConditionalRegistry (class in prompt_toolkit.key_binding.registry), 68
 - ConditionalValidator (class in prompt_toolkit.validation), 51
 - confirm() (in module prompt_toolkit.shortcuts), 51
 - Container (class in prompt_toolkit.layout.containers), 53
 - content_height (prompt_toolkit.layout.containers.WindowRenderInfo attribute), 57
 - cooked_mode() (prompt_toolkit.input.Input method), 71
 - copy_selection() (prompt_toolkit.buffer.Buffer method), 35
 - create_confirm_application() (in module prompt_toolkit.shortcuts), 50
 - create_content() (prompt_toolkit.layout.controls.BufferControl method), 58
 - create_content() (prompt_toolkit.layout.controls.UIControl method), 59
 - create_eventloop() (in module prompt_toolkit.shortcuts), 47
 - create_margin() (prompt_toolkit.layout.margins.Margin method), 62
 - create_output() (in module prompt_toolkit.shortcuts), 47
 - create_prompt_application() (in module prompt_toolkit.shortcuts), 48
 - create_prompt_layout() (in module prompt_toolkit.shortcuts), 47
 - current_buffer (prompt_toolkit.interface.CommandLineInterface attribute), 44
 - current_buffer_name (prompt_toolkit.interface.CommandLineInterface attribute), 44
 - current_char (prompt_toolkit.document.Document attribute), 39
 - current_line (prompt_toolkit.document.Document attribute), 39
 - current_line_after_cursor (prompt_toolkit.document.Document attribute), 39
 - current_line_before_cursor (prompt_toolkit.document.Document attribute), 39
 - cursor_backward() (prompt_toolkit.output.Output method), 72
 - cursor_down() (prompt_toolkit.buffer.Buffer method), 35
 - cursor_down() (prompt_toolkit.output.Output method), 72
 - cursor_forward() (prompt_toolkit.output.Output method), 72
 - cursor_goto() (prompt_toolkit.output.Output method), 72
 - cursor_position (prompt_toolkit.document.Document attribute), 40
 - cursor_position (prompt_toolkit.layout.containers.WindowRenderInfo attribute), 57
 - cursor_position_col (prompt_toolkit.document.Document attribute), 40
 - cursor_position_row (prompt_toolkit.document.Document attribute), 40
 - cursor_up() (prompt_toolkit.buffer.Buffer method), 35
 - cursor_up() (prompt_toolkit.output.Output method), 72
 - cut_selection() (prompt_toolkit.buffer.Buffer method), 35
 - cut_selection() (prompt_toolkit.document.Document attribute), 40
- ## D
- delete() (prompt_toolkit.buffer.Buffer method), 35
 - delete_before_cursor() (prompt_toolkit.buffer.Buffer method), 35
 - disable_autowrap() (prompt_toolkit.output.Output method), 72
 - disable_bracketed_paste() (prompt_toolkit.output.Output method), 72
 - disable_mouse_support() (prompt_toolkit.output.Output method), 72
 - displayed_lines (prompt_toolkit.layout.containers.WindowRenderInfo attribute), 57
 - DisplayMultipleCursors (class in prompt_toolkit.layout.processors), 64
 - Document (class in prompt_toolkit.document), 39
 - document (prompt_toolkit.buffer.Buffer attribute), 35
 - document_for_search() (prompt_toolkit.buffer.Buffer method), 35
- ## E
- EditReadOnlyBuffer, 33
 - empty_line_count_at_the_end() (prompt_toolkit.document.Document method), 40
 - enable_autowrap() (prompt_toolkit.output.Output method), 72
 - enable_bracketed_paste() (prompt_toolkit.output.Output method), 72
 - enable_mouse_support() (prompt_toolkit.output.Output method), 73
 - encoding() (prompt_toolkit.output.Output method), 73

- end_of_paragraph() (prompt_toolkit.document.Document method), 40
- enter_alternate_screen() (prompt_toolkit.output.Output method), 73
- erase() (prompt_toolkit.renderer.Renderer method), 52
- erase_down() (prompt_toolkit.output.Output method), 73
- erase_end_of_line() (prompt_toolkit.output.Output method), 73
- erase_screen() (prompt_toolkit.output.Output method), 73
- EventLoop (class in prompt_toolkit.eventloop.base), 70
- EventLoopCallbacks (class in prompt_toolkit.eventloop.callbacks), 71
- exact() (prompt_toolkit.layout.dimension.LayoutDimension class method), 60
- exit() (prompt_toolkit.interface.CommandLineInterface method), 44
- explode_tokens() (in module prompt_toolkit.layout.utils), 65
- ## F
- FileHistory (class in prompt_toolkit.history), 43
- fileno() (prompt_toolkit.input.Input method), 71
- fileno() (prompt_toolkit.output.Output method), 73
- FillControl (class in prompt_toolkit.layout.controls), 58
- Filter (class in prompt_toolkit.filters), 67
- find() (prompt_toolkit.document.Document method), 40
- find_all() (prompt_toolkit.document.Document method), 40
- find_backwards() (prompt_toolkit.document.Document method), 40
- find_boundaries_of_current_word() (prompt_toolkit.document.Document method), 40
- find_enclosing_bracket_left() (prompt_toolkit.document.Document method), 40
- find_enclosing_bracket_right() (prompt_toolkit.document.Document method), 40
- find_matching_bracket_position() (prompt_toolkit.document.Document method), 40
- find_next_matching_line() (prompt_toolkit.document.Document method), 40
- find_next_word_beginning() (prompt_toolkit.document.Document method), 40
- find_next_word_ending() (prompt_toolkit.document.Document method), 40
- find_previous_matching_line() (prompt_toolkit.document.Document method), 41
- find_previous_word_beginning() (prompt_toolkit.document.Document method), 41
- find_previous_word_ending() (prompt_toolkit.document.Document method), 41
- find_start_of_previous_word() (prompt_toolkit.document.Document method), 41
- find_window_for_buffer_name() (in module prompt_toolkit.layout.utils), 66
- first_visible_line() (prompt_toolkit.layout.containers.WindowRenderInfo method), 57
- Float (class in prompt_toolkit.layout.containers), 55
- FloatContainer (class in prompt_toolkit.layout.containers), 54
- flush() (prompt_toolkit.output.Output method), 73
- focus() (prompt_toolkit.interface.CommandLineInterface method), 44
- for_prompt() (prompt_toolkit.key_binding.manager.KeyBindingManager class method), 69
- from_callable() (prompt_toolkit.reactive.Integer class method), 47
- from_filename() (prompt_toolkit.layout.lexers.PygmentsLexer class method), 61
- from_pygments_lexer_cls() (prompt_toolkit.layout.lexers.RegexSync class method), 62
- full_height_visible (prompt_toolkit.layout.containers.WindowRenderInfo attribute), 57
- ## G
- get_bindings_for_keys() (prompt_toolkit.key_binding.registry.Registry method), 68
- get_bindings_starting_with_keys() (prompt_toolkit.key_binding.registry.Registry method), 68
- get_column_cursor_position() (prompt_toolkit.document.Document method), 41
- get_common_complete_suffix() (in module prompt_toolkit.completion), 39
- get_completions() (prompt_toolkit.completion.Completer method), 39
- get_cursor_down_position() (prompt_toolkit.document.Document method), 41
- get_cursor_left_position() (prompt_toolkit.document.Document method), 41
- get_cursor_right_position() (prompt_toolkit.document.Document method), 41

- [get_cursor_up_position\(\)](#) (prompt_toolkit.document.Document method), 41
[get_data\(\)](#) (prompt_toolkit.clipboard.base.Clipboard method), 38
[get_end_of_document_position\(\)](#) (prompt_toolkit.document.Document method), 41
[get_end_of_line_position\(\)](#) (prompt_toolkit.document.Document method), 41
[get_height_for_line\(\)](#) (prompt_toolkit.layout.containers.WindowRendererInfo method), 57
[get_height_for_line\(\)](#) (prompt_toolkit.layout.controls.UIContent method), 60
[get_search_position\(\)](#) (prompt_toolkit.buffer.Buffer method), 35
[get_start_of_document_position\(\)](#) (prompt_toolkit.document.Document method), 41
[get_start_of_line_position\(\)](#) (prompt_toolkit.document.Document method), 41
[get_suggestion\(\)](#) (prompt_toolkit.auto_suggest.AutoSuggester method), 52
[get_sync_start_position\(\)](#) (prompt_toolkit.layout.lexers.RegexSync method), 62
[get_sync_start_position\(\)](#) (prompt_toolkit.layout.lexers.SyntaxSync method), 61
[get_width\(\)](#) (prompt_toolkit.layout.margins.Margin method), 62
[get_width\(\)](#) (prompt_toolkit.layout.margins.PromptMargin method), 63
[get_word_before_cursor\(\)](#) (prompt_toolkit.document.Document method), 41
[get_word_under_cursor\(\)](#) (prompt_toolkit.document.Document method), 41
[go_to_completion\(\)](#) (prompt_toolkit.buffer.Buffer method), 35
[go_to_history\(\)](#) (prompt_toolkit.buffer.Buffer method), 35
- ## H
- [has_focus\(\)](#) (prompt_toolkit.layout.controls.UIControl method), 59
[has_focus\(\)](#) (prompt_toolkit.layout.processors.Processor method), 63
[has_match_at_current_position\(\)](#) (prompt_toolkit.document.Document method), 41
[height_is_known](#) (prompt_toolkit.renderer.Renderer attribute), 53
[hide_cursor\(\)](#) (prompt_toolkit.output.Output method), 73
[HighlightMatchingBracketProcessor](#) (class in prompt_toolkit.layout.processors), 64
[HighlightSearchProcessor](#) (class in prompt_toolkit.layout.processors), 63
[HighlightSelectionProcessor](#) (class in prompt_toolkit.layout.processors), 64
[History](#) (class in prompt_toolkit.history), 43
[history_backward\(\)](#) (prompt_toolkit.buffer.Buffer method), 35
[history_forward\(\)](#) (prompt_toolkit.buffer.Buffer method), 35
[HSplit](#) (class in prompt_toolkit.layout.containers), 54
- ## I
- [in_paste_mode](#) (prompt_toolkit.interface.CommandLineInterface attribute), 44
[indent\(\)](#) (in module prompt_toolkit.buffer), 37
[InMemoryClipboard](#) (class in prompt_toolkit.clipboard.in_memory), 38
[InMemoryHistory](#) (class in prompt_toolkit.history), 43
[Input](#) (class in prompt_toolkit.input), 71
[input_line_to_visible_line](#) (prompt_toolkit.layout.containers.WindowRenderInfo attribute), 57
[insert_after\(\)](#) (prompt_toolkit.document.Document method), 42
[insert_before\(\)](#) (prompt_toolkit.document.Document method), 42
[insert_line_above\(\)](#) (prompt_toolkit.buffer.Buffer method), 36
[insert_line_below\(\)](#) (prompt_toolkit.buffer.Buffer method), 36
[insert_text\(\)](#) (prompt_toolkit.buffer.Buffer method), 36
[Integer](#) (class in prompt_toolkit.reactive), 47
[invalidate\(\)](#) (prompt_toolkit.interface.CommandLineInterface method), 44
[is_aborting](#) (prompt_toolkit.interface.CommandLineInterface attribute), 44
[is_cursor_at_the_end](#) (prompt_toolkit.document.Document attribute), 42
[is_cursor_at_the_end_of_line](#) (prompt_toolkit.document.Document attribute), 42
[is_exiting](#) (prompt_toolkit.interface.CommandLineInterface attribute), 44
[is_ignoring_case](#) (prompt_toolkit.interface.CommandLineInterface attribute), 44
[is_returnable](#) (prompt_toolkit.buffer.AcceptAction attribute), 34
[is_returning](#) (prompt_toolkit.interface.CommandLineInterface attribute), 44

`is_searching` (prompt_toolkit.interface.CommandLineInterface attribute), 44

J

`join_next_line()` (prompt_toolkit.buffer.Buffer method), 36

`join_selected_lines()` (prompt_toolkit.buffer.Buffer method), 36

K

`KeyBindingManager` (class in prompt_toolkit.key_binding.manager), 69

L

`last_non_blank_of_current_line_position()` (prompt_toolkit.document.Document method), 42

`last_visible_line()` (prompt_toolkit.layout.containers.Window method), 57

`LayoutDimension` (class in prompt_toolkit.layout.dimension), 60

`leading_whitespace_in_current_line` (prompt_toolkit.document.Document attribute), 42

`lex_document()` (prompt_toolkit.layout.lexers.Lexer method), 61

`lex_document()` (prompt_toolkit.layout.lexers.PygmentsLexer method), 61

`Lexer` (class in prompt_toolkit.layout.lexers), 60

`line_count` (prompt_toolkit.document.Document attribute), 42

`lines` (prompt_toolkit.document.Document attribute), 42

`lines_from_current` (prompt_toolkit.document.Document attribute), 42

M

`Margin` (class in prompt_toolkit.layout.margins), 62

`max_layout_dimensions()` (in module prompt_toolkit.layout.dimension), 60

`MergedRegistry` (class in prompt_toolkit.key_binding.registry), 69

`mouse_handler()` (prompt_toolkit.layout.controls.BufferControl method), 58

`mouse_handler()` (prompt_toolkit.layout.controls.TokenListControl method), 59

`mouse_handler()` (prompt_toolkit.layout.controls.UIControl method), 59

`move_cursor_down()` (prompt_toolkit.layout.controls.UIControl method), 60

`move_cursor_up()` (prompt_toolkit.layout.controls.UIControl method), 60

`MultiColumnCompletionsMenu` (class in prompt_toolkit.layout.menus), 63

`new_completion_from_position()` (prompt_toolkit.completion.Completion method), 38

`newline()` (prompt_toolkit.buffer.Buffer method), 36

`NumberedMargin` (class in prompt_toolkit.layout.margins), 62

O

`on_first_line` (prompt_toolkit.document.Document attribute), 42

`on_last_line` (prompt_toolkit.document.Document attribute), 42

`open_in_editor()` (prompt_toolkit.buffer.Buffer method), 36

`Output` (class in prompt_toolkit.output), 72

P

`RenderInfo`

`PasswordProcessor` (class in prompt_toolkit.layout.processors), 64

`paste_clipboard_data()` (prompt_toolkit.buffer.Buffer method), 36

`paste_clipboard_data()` (prompt_toolkit.document.Document method), 42

`patch_stdout_context()` (prompt_toolkit.interface.CommandLineInterface method), 44

`PipeInput` (class in prompt_toolkit.input), 72

`Point` (class in prompt_toolkit.layout.screen), 66

`pop_focus()` (prompt_toolkit.interface.CommandLineInterface method), 44

`PosixEventLoop` (class in prompt_toolkit.eventloop.posix), 70

`preferred_height()` (prompt_toolkit.layout.containers.Container method), 53

`preferred_height()` (prompt_toolkit.layout.containers.FloatContainer method), 55

`preferred_width()` (prompt_toolkit.layout.containers.Container method), 53

`preferred_width()` (prompt_toolkit.layout.controls.BufferControl method), 58

`preferred_width()` (prompt_toolkit.layout.controls.TokenListControl method), 59

`print_tokens()` (in module prompt_toolkit.renderer), 53

`print_tokens()` (in module prompt_toolkit.shortcuts), 51

`print_tokens()` (prompt_toolkit.interface.CommandLineInterface method), 44

`Processor` (class in prompt_toolkit.layout.processors), 63

`prompt()` (in module prompt_toolkit.shortcuts), 50

`prompt_async()` (in module prompt_toolkit.shortcuts), 50

`prompt_toolkit.application` (module), 32

`prompt_toolkit.auto_suggest` (module), 52

`prompt_toolkit.buffer` (module), 33

`prompt_toolkit.clipboard.base` (module), 38

- prompt_toolkit.clipboard.in_memory (module), 38
- prompt_toolkit.completion (module), 38
- prompt_toolkit.document (module), 39
- prompt_toolkit.enums (module), 43
- prompt_toolkit.eventloop.asyncio_base (module), 71
- prompt_toolkit.eventloop.base (module), 70
- prompt_toolkit.eventloop.callbacks (module), 71
- prompt_toolkit.eventloop.posix (module), 70
- prompt_toolkit.filters (module), 66
- prompt_toolkit.history (module), 43
- prompt_toolkit.input (module), 71
- prompt_toolkit.interface (module), 43
- prompt_toolkit.key_binding.manager (module), 69
- prompt_toolkit.key_binding.registry (module), 67
- prompt_toolkit.key_binding.vi_state (module), 69
- prompt_toolkit.keys (module), 46
- prompt_toolkit.layout.containers (module), 53
- prompt_toolkit.layout.controls (module), 58
- prompt_toolkit.layout.dimension (module), 60
- prompt_toolkit.layout.lexers (module), 60
- prompt_toolkit.layout.margins (module), 62
- prompt_toolkit.layout.menus (module), 63
- prompt_toolkit.layout.processors (module), 63
- prompt_toolkit.layout.screen (module), 66
- prompt_toolkit.layout.toolbars (module), 65
- prompt_toolkit.layout.utils (module), 65
- prompt_toolkit.output (module), 72
- prompt_toolkit.reactive (module), 46
- prompt_toolkit.renderer (module), 52
- prompt_toolkit.selection (module), 37
- prompt_toolkit.shortcuts (module), 47
- prompt_toolkit.styles (module), 46
- prompt_toolkit.token (module), 66
- prompt_toolkit.validation (module), 51
- PromptMargin (class in prompt_toolkit.layout.margins), 62
- push_focus() (prompt_toolkit.interface.CommandLineInterface method), 44
- PygmentsLexer (class in prompt_toolkit.layout.lexers), 61
- Q**
- quit_alternate_screen() (prompt_toolkit.output.Output method), 73
- R**
- raw_mode() (prompt_toolkit.input.Input method), 71
- read() (prompt_toolkit.input.Input method), 71
- received_winch() (prompt_toolkit.eventloop.posix.PosixEventLoop method), 71
- RegexSync (class in prompt_toolkit.layout.lexers), 61
- Registry (class in prompt_toolkit.key_binding.registry), 68
- remove_binding() (prompt_toolkit.key_binding.registry.Registry method), 68
- remove_reader() (prompt_toolkit.eventloop.base.EventLoop method), 70
- remove_reader() (prompt_toolkit.eventloop.posix.PosixEventLoop method), 71
- render() (prompt_toolkit.renderer.Renderer method), 53
- Renderer (class in prompt_toolkit.renderer), 52
- replace_all_tokens() (prompt_toolkit.layout.screen.Screen method), 66
- report_absolute_cursor_row() (prompt_toolkit.renderer.Renderer method), 53
- request_absolute_cursor_position() (prompt_toolkit.renderer.Renderer method), 53
- request_redraw() (prompt_toolkit.interface.CommandLineInterface method), 44
- reset() (prompt_toolkit.buffer.Buffer method), 36
- reset() (prompt_toolkit.eventloop.asyncio_base.AsyncioTimeout method), 71
- reset() (prompt_toolkit.interface.CommandLineInterface method), 45
- reset() (prompt_toolkit.key_binding.vi_state.ViState method), 70
- reset() (prompt_toolkit.layout.containers.Container method), 53
- reset_attributes() (prompt_toolkit.output.Output method), 73
- reshape_text() (in module prompt_toolkit.buffer), 37
- return_value() (prompt_toolkit.interface.CommandLineInterface method), 45
- rotate() (prompt_toolkit.clipboard.base.Clipboard method), 38
- rows (prompt_toolkit.layout.screen.Size attribute), 66
- rows_above_layout (prompt_toolkit.renderer.Renderer attribute), 53
- run() (prompt_toolkit.eventloop.base.EventLoop method), 70
- run() (prompt_toolkit.eventloop.posix.PosixEventLoop method), 71
- run() (prompt_toolkit.interface.CommandLineInterface method), 45
- run_application() (in module prompt_toolkit.shortcuts), 50
- run_application_generator() (prompt_toolkit.interface.CommandLineInterface method), 45
- run_as_coroutine() (prompt_toolkit.eventloop.base.EventLoop method), 70
- run_async() (prompt_toolkit.interface.CommandLineInterface method), 45
- run_in_executor() (prompt_toolkit.eventloop.base.EventLoop method), 70
- run_in_executor() (prompt_toolkit.eventloop.posix.PosixEventLoop method), 71

- run_in_terminal() (prompt_toolkit.buffer.AcceptAction class method), 34
- run_in_terminal() (prompt_toolkit.interface.CommandLineInterface method), 45
- run_sub_application() (prompt_toolkit.interface.CommandLineInterface method), 45
- run_system_command() (prompt_toolkit.interface.CommandLineInterface method), 46
- ## S
- save_to_undo_stack() (prompt_toolkit.buffer.Buffer method), 36
- Screen (class in prompt_toolkit.layout.screen), 66
- ScrollbarMargin (class in prompt_toolkit.layout.margins), 62
- ScrollOffsets (class in prompt_toolkit.layout.containers), 58
- selection (prompt_toolkit.document.Document attribute), 42
- selection_range() (prompt_toolkit.document.Document method), 42
- selection_range_at_line() (prompt_toolkit.document.Document method), 42
- selection_ranges() (prompt_toolkit.document.Document method), 42
- SelectionMode (class in prompt_toolkit.selection), 37
- SelectionType (class in prompt_toolkit.selection), 37
- send() (prompt_toolkit.input.PipeInput method), 72
- send_text() (prompt_toolkit.input.PipeInput method), 72
- set_abort() (prompt_toolkit.interface.CommandLineInterface method), 46
- set_attributes() (prompt_toolkit.output.Output method), 73
- set_completions() (prompt_toolkit.buffer.Buffer method), 36
- set_data() (prompt_toolkit.clipboard.base.Clipboard method), 38
- set_document() (prompt_toolkit.buffer.Buffer method), 36
- set_exit() (prompt_toolkit.interface.CommandLineInterface method), 46
- set_return_value() (prompt_toolkit.interface.CommandLineInterface method), 46
- set_text() (prompt_toolkit.clipboard.base.Clipboard method), 38
- set_title() (prompt_toolkit.output.Output method), 73
- show_cursor() (prompt_toolkit.output.Output method), 73
- ShowLeadingWhiteSpaceProcessor (class in prompt_toolkit.layout.processors), 65
- ShowTrailingWhiteSpaceProcessor (class in prompt_toolkit.layout.processors), 65
- SimpleFilter (class in prompt_toolkit.filters), 67
- SimpleLexer (class in prompt_toolkit.layout.lexers), 61
- Size (class in prompt_toolkit.layout.screen), 66
- split_lines() (in module prompt_toolkit.layout.utils), 66
- start_completion() (prompt_toolkit.interface.CommandLineInterface method), 46
- start_history_lines_completion() (prompt_toolkit.buffer.Buffer method), 36
- start_of_paragraph() (prompt_toolkit.document.Document method), 43
- start_selection() (prompt_toolkit.buffer.Buffer method), 36
- static() (prompt_toolkit.layout.processors.AfterInput class method), 64
- static() (prompt_toolkit.layout.processors.BeforeInput class method), 64
- StdinInput (class in prompt_toolkit.input), 71
- stdout_proxy() (prompt_toolkit.interface.CommandLineInterface method), 46
- stop() (prompt_toolkit.eventloop.asyncio_base.AsyncioTimeout method), 71
- stop() (prompt_toolkit.eventloop.base.EventLoop method), 70
- stop() (prompt_toolkit.eventloop.posix.PosixEventLoop method), 71
- Suggestion (class in prompt_toolkit.auto_suggest), 52
- sum_layout_dimensions() (in module prompt_toolkit.layout.dimension), 60
- suspend_to_background() (prompt_toolkit.interface.CommandLineInterface method), 46
- swap_characters_before_cursor() (prompt_toolkit.buffer.Buffer method), 36
- SyncFromStart (class in prompt_toolkit.layout.lexers), 61
- SyntaxSync (class in prompt_toolkit.layout.lexers), 61
- ## T
- TabsProcessor (class in prompt_toolkit.layout.processors), 65
- terminal_title (prompt_toolkit.interface.CommandLineInterface attribute), 46
- test_args() (prompt_toolkit.filters.Filter method), 67
- text (prompt_toolkit.document.Document attribute), 43
- token_list_len() (in module prompt_toolkit.layout.utils), 65
- token_list_to_text() (in module prompt_toolkit.layout.utils), 65
- token_list_width() (in module prompt_toolkit.layout.utils), 65
- TokenListControl (class in prompt_toolkit.layout.controls), 58
- top_visible (prompt_toolkit.layout.containers.WindowRenderInfo attribute), 57
- transform_current_line() (prompt_toolkit.buffer.Buffer method), 36

[transform_lines\(\)](#) (`prompt_toolkit.buffer.Buffer` method), [36](#)
[transform_region\(\)](#) (`prompt_toolkit.buffer.Buffer` method), [37](#)
[Transformation](#) (class in `prompt_toolkit.layout.processors`), [63](#)
[translate_index_to_position\(\)](#) (`prompt_toolkit.document.Document` method), [43](#)
[translate_row_col_to_index\(\)](#) (`prompt_toolkit.document.Document` method), [43](#)

X
[x](#) (`prompt_toolkit.layout.screen.Point` attribute), [66](#)

Y
[y](#) (`prompt_toolkit.layout.screen.Point` attribute), [66](#)
[yank_last_arg\(\)](#) (`prompt_toolkit.buffer.Buffer` method), [37](#)
[yank_nth_arg\(\)](#) (`prompt_toolkit.buffer.Buffer` method), [37](#)

U

[UIContent](#) (class in `prompt_toolkit.layout.controls`), [60](#)
[UIControl](#) (class in `prompt_toolkit.layout.controls`), [59](#)
[unindent\(\)](#) (in module `prompt_toolkit.buffer`), [37](#)

V

[validate\(\)](#) (`prompt_toolkit.buffer.Buffer` method), [37](#)
[validate\(\)](#) (`prompt_toolkit.validation.Validator` method), [51](#)
[validate_and_handle\(\)](#) (`prompt_toolkit.buffer.AcceptAction` method), [34](#)
[ValidationError](#), [51](#)
[Validator](#) (class in `prompt_toolkit.validation`), [51](#)
[vertical_scroll_percentage](#) (`prompt_toolkit.layout.containers.WindowRenderInfo` attribute), [57](#)
[ViState](#) (class in `prompt_toolkit.key_binding.vi_state`), [69](#)
[VSplit](#) (class in `prompt_toolkit.layout.containers`), [54](#)

W

[walk\(\)](#) (`prompt_toolkit.layout.containers.Container` method), [53](#)
[walk\(\)](#) (`prompt_toolkit.layout.containers.FloatContainer` method), [55](#)
[walk\(\)](#) (`prompt_toolkit.layout.containers.HSplit` method), [54](#)
[walk\(\)](#) (`prompt_toolkit.layout.containers.VSplit` method), [54](#)
[Window](#) (class in `prompt_toolkit.layout.containers`), [55](#)
[WindowRenderInfo](#) (class in `prompt_toolkit.layout.containers`), [56](#)
[write\(\)](#) (`prompt_toolkit.output.Output` method), [73](#)
[write_raw\(\)](#) (`prompt_toolkit.output.Output` method), [73](#)
[write_to_screen\(\)](#) (`prompt_toolkit.layout.containers.Container` method), [53](#)
[write_to_screen\(\)](#) (`prompt_toolkit.layout.containers.HSplit` method), [54](#)
[write_to_screen\(\)](#) (`prompt_toolkit.layout.containers.VSplit` method), [54](#)
[write_to_screen\(\)](#) (`prompt_toolkit.layout.containers.Window` method), [56](#)